



Flat Drop Cable Dry

FOSPC-024-X-FDLTD30-FTXXX-US / 24 Fibers

Applications



Outdoor



Aerial



Duct Installation



Direct-buried



Self-supporting

Protections




UV Resistant



Water Blocking



Crush Resistant



FLAT DROP CABLE DRY 24F G657.A1 FIBER FT

Description

Waveoptics® Flat Drop Cable Dry is designed for self-supporting, direct-buried and duct installations. Fully dielectric design, ideal for drop applications, offering ease of access as well as easy installation.

Single loose tube which provides great mechanical properties under a wide range of conditions such as crush test and impact test. Dry water blocking technology allows a cleaner and quicker installation as well as a cost-friendly cable preparation.

PE single jacket with additives makes a resistant, durable and easy to strip cable, providing superior protection against UV radiation, fungus, abrasion and other environmental factors.

Two parallel dielectric strength members that require no bonding or grounding, offering exceptional crush resistance. The FRP strength members are coated with EAA for improved adherence and water penetration.

Quality

WAVEOPTICS® is a ISO-9001:2015 certified company.

We meet or exceed the following international standards:

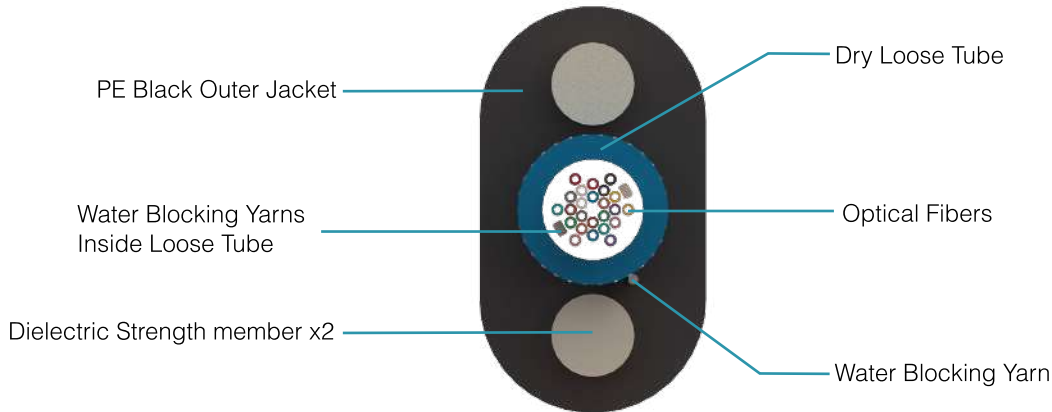
- Telcordia GR-20: Generic requirements for optical fiber and optical fiber cable.
- IEC 60794: Basic requirements for optical fiber and cable elements.
- ANSI/ICEA S-110-717 Standard for optical fiber drop cable.


Each Waveoptics® cable meets the highest quality standards in the industry and contains a compliance certificate in which the performed tests in our quality laboratory are physically attached.

TECHNICAL DATA SHEET OUTDOOR CABLE

FOSPC-024-X-FDLTD30-FTXXX-US / 24 Fibers

Dimensions & Properties



Design	
Fiber Count	24
Fiber Color Code	
Loose Tube Diameter (±5%)	3.0 mm (0.12 in)
Dielectric Strength Member Diameter / Material	1.65 mm / EAA Coated FRP
Outer Jacket Material	PE
Drum Length	5,000 ft 10,000 ft & 20,000 ft (±5%)
Temperature Range	
Operation	-40°C to 70°C (-40° F to 158° F)
Installation	-30°C to 70°C (-22° F to 158° F)
Storage / Transport	-40°C to 70°C (-40° F to 158° F)
Mechanical Properties	
Crush Resistance (Short-Term / Long-Term)	2,200 N/100 mm / 1,100 N/100 mm
Minimum Bend Radius (Operation / Installation)	10 x OD / 20 x OD

Note: Waveoptics® recommends storing cable in a proper temperature environment prior to installation to allow the cable temperature to meet installation temperature range specifications for best installation results.

Folio PE-657-01-EN

Last Review 9/2/2024

TECHNICAL DATA SHEET


OUTDOOR CABLE

FOSPC-024-X-FDLTD30-FTXXX-US / 24 Fibers

Dimensions & Properties

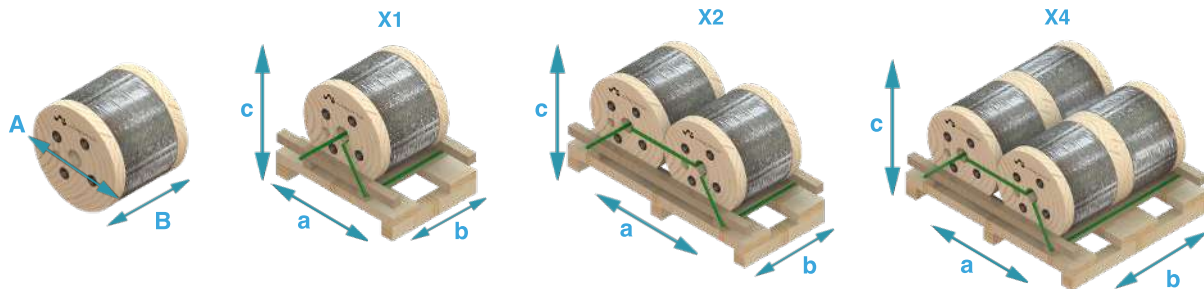
Fiber Count	Cable Weight (kg/km) (lb/kft) ($\pm 10\%$)	Tensile Strength (N) (lbf) Long-Term / Short-Term	Nominal Outer Dimensions (mm) (in)	Dielectric Strength Member Diameter (mm) (in)
24	41 kg/km	400 / 1,350 (90 / 303)	8 (± 0.2) x 4.5 (± 0.3) (0.31 x 0.17)	1.65 (0.065)

Printed Information on Outer Jacket

= /XXXX/FT= = /MONTH/ /YEAR/ /BRAND/ OPTICAL CABLE= =  = = /LOT# / = = FLAT DROP= = DRY= = /FIBER COUNT/= = /FIBER TYPE/=

- Printed in white and resistant to physical tests on marking
- Marking interval: every 2 feet 0 to + 1%
- The marking can be changed according to customer requirement

Drum Dimensions and Pallet Packaging Information



Drum Length (ft)(m) ($\pm 5\%$)	Fiber Count	A (mm)(in) ($\pm 5\%$)	B (mm)(in) ($\pm 5\%$)	Drum and Pallet Total weight (kg)(lb) ($\pm 10\%$)	Pallet capacity (ft)(m) ($\pm 5\%$)	Total Packaging ($\pm 5\%$)		
						A (mm)(in)	B (mm)(in)	C (mm)(in)
5,000 (1,524)	24	600 (24)	540 (21)	86 (190)	5,000 (1,524)	760 (30)	650 (26)	730 (29)
5,000 (1,524)	24	600 (24)	540 (21)	171 (377)	10,000 (3,048)	1220 (48)	650 (26)	730 (29)
5,000 (1,524)	24	600 (24)	540 (21)	328 (723)	20,000 (6,096)	1220 (48)	1200 (47)	750 (19)

Note 1: Please contact your sales agent for higher fiber counts or different drum lengths available.

Note 2: All documentation included in each drum of cable is in English, if a different language is needed, please contact your sales agent.

Note 3: Drums should be stored indoors avoiding environmental exposures such as: sunlight, humidity, precipitation or dust. Therefore, FONCS does not guarantee the drum performance once exposed to any type of environmental exposure.

All drums include:*

1. Drum handling instructions
2. Test report certificate
3. Product description (weight, dimensions, lot and part number)
4. End cable marking
5. Both ends include end caps to protect against humidity

Folio PE-657-01-EN

Last Review 9/2/2024

www.waveoptics.net

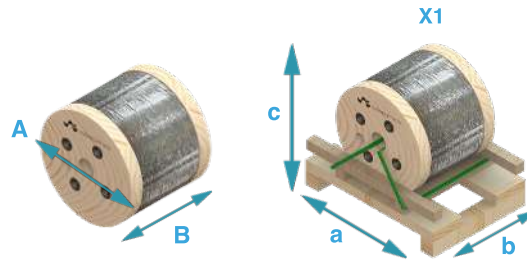
info@waveoptics.net

TECHNICAL DATA SHEET

OUTDOOR CABLE

FOSPC-024-X-FDLTD30-FTXXX-US / 24 Fibers

Drum Dimensions and Pallet Packaging Information



Drum Length (ft)(m) (± 5%)	Fiber Count	A (mm)(in) (± 5%)	B (mm)(in) (± 5%)	Drum and Pallet Total weight (kg)(lb) (±10%)	Pallet capacity (ft)(m) (+5%)	Total Packaging(±5%)		
						A (mm)(in)	B (mm)(in)	C (mm)(in)
10,000 (3,048)	24	730 (29)	620 (24)	182 (401)	10,000 (3,048)	800 (31)	760 (30)	920 (36)
20,000 (6,096)	24	930 (37)	620 (24)	286 (631)	20,000 (6,096)	1220 (48)	760 (30)	1120 (44)

Note 1: Please contact your sales agent for higher fiber counts or different drum lengths available.

Note 2: All documentation included in each drum of cable is in English, if a different language is needed, please contact your sales agent.

Note 3: Drums should be stored indoors avoiding environmental exposures such as: sunlight, humidity, precipitation or dust. Therefore, FONCS does not guarantee the drum performance once exposed to any type of environmental exposure.

All drums include:*

1. Drum handling instructions
2. Test report certificate
3. Product description (weight, dimensions, lot and part number)
4. End cable marking
5. Both ends include end caps to protect against humidity

TECHNICAL DATA SHEET OUTDOOR CABLE

FOSPC-024-X-FDLTD30-FTXXX-US / 24 Fibers

Transmission Performance by Fiber Type

Fiber Type	Single Mode		
Waveoptics® Fiber Type	G657.A1	G657.A2	G657.B3
Waveoptics® Fiber Code	T	E	N
Wavelength (nm)	1310/1550	1310/1550	1310/1550
Max.attn. (dB/km) (1)	0.35/0.25	0.35/0.25	0.35/0.25
Cable Marking Specifications	G657.A1	G657.A2	G657.A2
Notes: (1) Maximum attenuation after cabling process			

Part Number Configuration

FOSPC-024-X-FDLTD30-FTXXX-US

Fiber Count

24 - 24 Fibers

Waveoptics® Fiber Type

T - SM G657.A1
E - SM G657.A2
N - SM G657.B3

Drum Length

OBK - 5,000 ft
OBG - 10,000 ft
OBT - 20,000 ft

Optical Cable Compliance

US - Waveoptics® Standard

Note: please contact your Waveoptics® distributor if you need any additional compliance or if you have questions about the part number configuration.

Folio PE-657-01-EN

Last Review 9/2/2024

www.waveoptics.net

info@waveoptics.net