


FTTH Drop Cable

FOSPC-00X-X-FTTX-00XXX-EX / 1 - 4 Fibers

Applications



Protections



FTTH DROP UV RESISTANT CABLE
04F G652D FIBER MT

Description

Waveoptics® FTTH Drop Cable is an economical, small factor cable, optimal for indoor/outdoor applications and is ideal for short distance external use. The flat design offers easy stripping with no tools, simplifying the installation process. This cable is not CPR compliant.

The optical fibers are positioned in the center of the cable, parallel FRP (Fiber Reinforced Plastic) or KFRP's (Kevlar Fiber Reinforced Plastic) rods located on both sides as reinforcement against crushing and traction forces, protecting the fibers.

LSZH outer jacket offers great flame retardant properties, with low smoke and zero halogen materials, preventing it from being toxic, while providing UV and chemical resistance.

Quality

Waveoptics® is a ISO-9001:2015 certified company.
We meet or exceed the following international standards:

- Telcordia GR-20: Generic requirements for optical fiber and optical fiber cable.
- IEC 60794: Basic requirements for optical fiber and cable elements.
- ANSI/ICEAS-87-640: Standard for optical fiber outside plant communications cable.

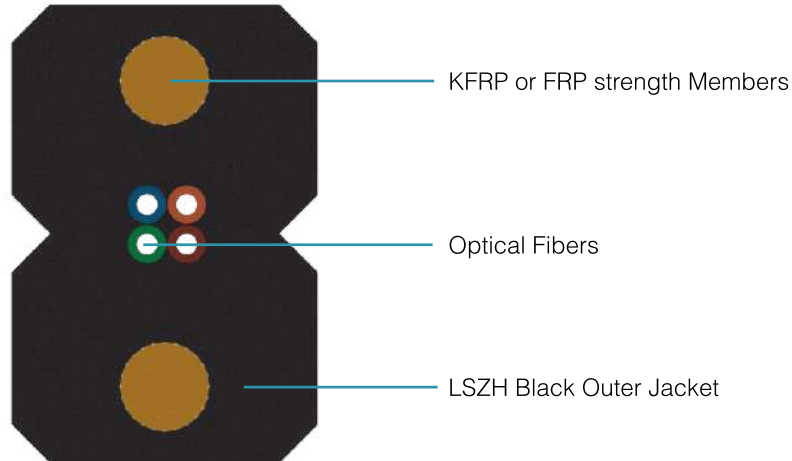
Each Waveoptics® cable meets the highest quality standards in the industry and contains a compliance certificate in which the performed tests in our quality laboratory are physically attached.



WAVEOPTICS TECHNICAL DATA SHEET INDOOR CABLE

FOSPC-00X-X-FTTX-00XXX-EX / 1 - 4 Fibers

Dimensions & Properties




Design	
Fiber Count	1 - 4
Fiber Color Code	1 2 3 4
Dielectric Strength Member (Diameter)	KFRP / FRP (0.58 mm / 0.23 in)
Outer Jacket Material / Color	LSZH / Black
Drum Length	1 km & 2 km (±5%)
Temperature Range	
Operation	-20°C to 60°C (-4° F to 140° F)
Installation	-40°C to 70°C (-40° F to 158° F)
Storage / Transport	-40°C to 70°C (-40° F to 158° F)
Mechanical Properties	
Crush Resistance (Short-Term / Long-Term)	1,000 N/100 mm / 300 N/100 mm
Minimum Bend Radius (Operation / Installation)	10 x OD / 20 x OD

Note: Waveoptics® recommends storing cable in a proper temperature environment prior to installation to allow the cable temperature to meet installation temperature range specifications for best installation results.

Dimensions & Properties

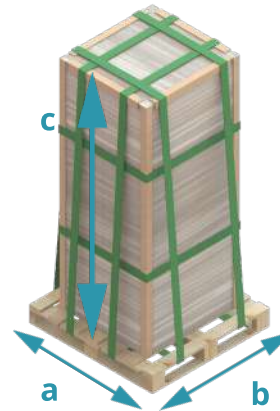

Fiber Count	Cable Weight (kg/km) (lb/kft) (±5%)	Tensile Strength long-term/ short-term (N)(lbf)	Nominal Outer Dimensions (mm) (in) (±5%)
1 - 4	9 (6)	40 / 80 (9 / 18)	3 x 2 (0.12 x 0.08)

Printed Information on Outer Jacket

==/MONTH//YEAR/WAVEOPTICS/OPTICAL CABLE+==FTTH==LSZH==  ==/FIBER TYPE//FIBER COUNT//FEET*/FT==/LOT#/=

- Printed in white and resistant to physical tests on marking
- Marking interval: every 2 feet + 1% or 1 meter + 1%

Drum Dimensions and Pallet Packaging Information



Fiber Count	Drum Length (m) (ft) (±5%)	A (mm) (in) (± 5%)	B (mm) (in) (± 5%)	Drum and Pallet Total weight (kg) (lb) (± 10%)	Total Packaging(± 5%)		
					a (mm) (in)	b (mm) (in)	c (mm) (in)
1 - 4	1,000	300 (12)	240 (10)	2,214 (4,881)	1,016 (40)	1,219 (48)	2,040 (80)
1 - 4	2,000	365 (14)	265 (11)	1,860 (4,101)	1,016 (40)	1,219 (48)	1,975 (78)

Note 1: Please contact your sales agent for higher fiber counts or different drum lengths available.

Note 2: All documentation included in each drum of cable is in English, if a different language is needed, please contact your sales agent.

All drums include*

1. Drum handling instructions
2. Test report certificate
3. Product description (weight, dimensions, lot and part number)
4. End cable marking
5. Both ends include end caps to protect against humidity

TECHNICAL DATA SHEET INDOOR CABLE

FOSPC-00X-X-FTTX-00XXX-EX / 1 - 4 Fibers

Transmission Performance by Fiber Type

Fiber Type	Single Mode			
Waveoptics® Fiber Type	G652.D	G657.A1	G657.A2	G657.B3
Waveoptics® Fiber Code	F	T	E	N
Wavelength (nm)	1310/1550			
Max.attn. (dB/km) (1)	0.36/0.25	0.36/0.25	0.35/0.25	0.35/0.25
Cable Marking Specifications	G652.D	G657.A1	G657.A2	G657.B3
Notes: (1) Maximum attenuation after cabling process.				

Part Number Configuration

FOSPC-00X-X-FTTX-00XXX-EX

Fiber Count

01 - 1 Fiber
02 - 2 Fibers
04 - 4 Fibers

Waveoptics Fiber Type

F - SM G652.D
T - SM G657.A1
E - SM G657.A2
N - SM G657.B3

Strength Member / Drum Length

C4W - KFRP / 1,000 m
C4X - FRP / 1,000 m
C4Y - KFRP / 2,000 m
C4Z - FRP / 2,000 m

Optical Cable Compliance

EX- Waveoptics® Slim Standard

Note: please contact your Waveoptics® distributor if you need any additional compliance or if you have questions about the part number configuration.

Folio EI-000-01-EN
Last Review 2/28/2023