MDU DROP FIBER OPTIC JUMPER

FJ-XX-SCA-SCA-XXXXF-X-M-X

INDOOR OUTDOOR CABLE ASSEMBLIES

The MEXFOSERV® Drop Fiber Optic Jumpers are engineered for the complete execution of today's FTTH application needs. We have a large stock of cables and connectors for a fast turnaround on custom assemblies.

These factory-based assemblies are machine polished to ensure excellence in performance intermateability and durability. All jumpers are video inspected to ensure connector end-faces are free of defects and contamination. Insertion loss is tested using standard-based testing procedures.



SC/APC Simplex MDU drop fiber optic jumper

APPLICATIONS

- Telecom
- Data transfer
- CATV
- Indoor & outdoor applications
- FTTX

GENERAL CHARACTERISTICS

- Custom lengths
- Variety of standard lengths ranging from 5 ft up to 500 ft
- For 5 ft jumpers optical return loss test report won't be available
- Serial number for each jumper
- Insertion loss ≤ 0.2 dB
- SC/APC polish connectors
- Return loss ≥ 65 dB (APC)
- Available in 3 mm & 4.8 mm OD

STANDARDS

- RoHS

Note: Illustrative images

Many of our fiber optic cable assemblies are highly configurable. If you don't see what you are looking for or have questions about our ordering matrix contained on this spec sheet, please email us info@mexfoserv.com

SPECIFICATIONS

SINGLE-MODE SPECIFICATIONS	
CONNECTOR TYPE	SC
CONNECTOR POLISHING	APC (ANGLED PHYSICAL CONTACT)
Standard body color	Green
3 mm & 4.8 mm boot color	Green
*Max. Insertion Loss (1310nm & 1550nm)	≤ 0.20 dB
*Min. Return Loss (1310nm & 1550nm)	≥ 65 dB
Ferrule Type	Ceramic
Ferrule Diameter	2.5mm
Operational Temperature	-20ºC ~ 60ºC (-4°F ~ 158°F)
Max.attn. on Cable	0.4(1310nm) / 0.3(1550nm) (dB/Km)

DROP CABLES



Fig. 1 3.0 mm & 4.8 mm MDU CABLE



Fig. 2 3.0 mm & 4.8 mm MDU CABLE WHITE

DIMENSIONS

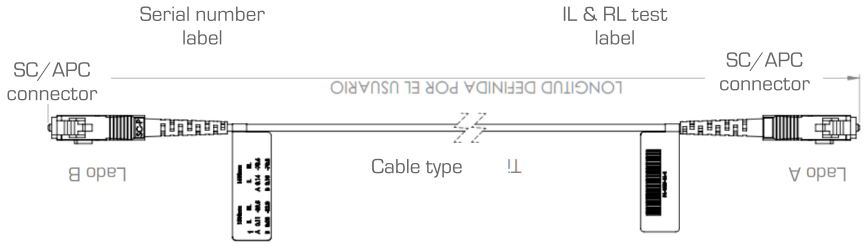

Illustrative image

Length defined by the customer*

Notes: *Jumper length tolerances are the following:

L ≥ 5 ft up to 25 ft; + 6 in / - 0.0 in

L ≥ 26 ft up to 500 FT; + 1% in / - 0.0 in

The label of serial/part number and the IL & RL test label will always be printed and placed at opposite ends.

INDIVIDUAL PACKAGING

PACKAGING SPECIFICATIONS							
Length	Individual zipper bag (3 mm)	Individual zipper bag (4.8 mm)	3" X 4" 10000284 Label	Master box	Quantity of zipper bags into master box (3 mm)*	Quantity of zipper bags into master box (4.8 mm)**	Master boxes per pallet
5 - 25 FT	1 (1141)	1 (1141)	1	CC-30-25-25-ECT42 30 x 25 x 25 cm (11.81 x 9.84 x 9.84") carton master box	28 pcs	13 pcs	60
26 - 125 FT	1 (1141)	1 (1119)	1		12 pcs	7 pcs	
126 - 200 FT	1 (1119)	1 (1119)	1		10 pcs	6 pcs	
201 - 350 FT	1 (1119)	1 (S-12256)	1		7 pcs	5 pcs	
351 - 500 FT	1 (S-12256)	1 (S-12256)	1		5 pcs	4 pcs	
1141: 20 x 20 cm (8 x 8") ziplock bag / **1119**: 25 x 30 cm (10 x 12")/ **S-12256**: 30 x 45 cm (12" x 18")							
Note: Every master box has a 3" X 4" 10000284 Label							

LABELING INFORMATION

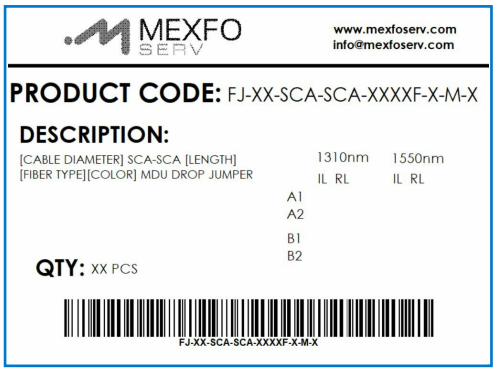

Label located on the individual bag

Label located on the master box

Notes:

1. One label will be located on the individual bag for 1 individual assembly. Other label will be located on the master box. This one will mention the amount of total pieces inside the master box. Various codes may apply, only one label per code.
2. If Final Inspection & Geometry tests are required in a printed version, these have an additional cost. Please request quotation with your Sales Executive.
3. If you require your cable assemblies on a reel, please contact your Sales Executive to request your quotation.

PALLET PACKAGING

PALLET SPECIFICATIONS	
Pallet dimensions	Standard pallet (1113-CERT)1.0 x 1.2 meters (40 x 48")
CC-30-25-25-ECT42 master box maximum capacity	5 beds with 12 boxes in each bed, 60 CC-30-25-25-ECT42 boxes in total on the pallet, protected by stretch wrap, strapping and corner protectors.

Fig. 3 Pallet packaging

Fig. 4 CC-30-25-25-ECT42

ORDERING MATRIX

MDU DROP FIBER OPTIC JUMPER

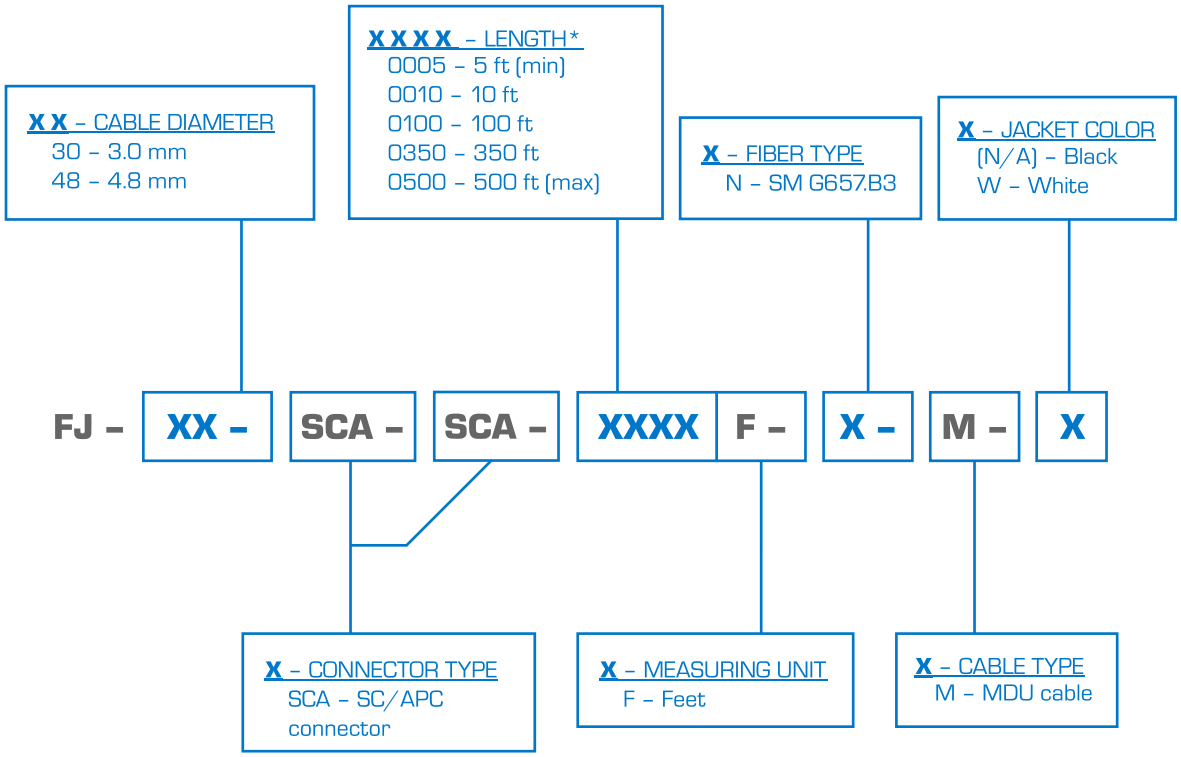

Note: *MEXFOSERV® stocks standard 5ft, 10ft, 15ft, 25ft, 50ft, 100ft, 150ft, 200ft, 250ft, 300ft, 400ft and 500ft configuration lengths.