

TERMINAL SPLICE CLOSURE

FCLO-HO-01E-1-XXXX-RD5

IN-LINE FIBER ROUND DROP CABLE REPAIR SPLICE CLOSURE



GENERAL

FUSIONGUARD® is focussed in manufacturing a complete product line of outdoor, UV rated horizontal and vertical splice closures that are resistant to water, dust and have great mechanical properties. We offer a variety of completely sealed closures for FTTH applications as well as fiber repair.

IP 68 RATED

Solid Particle Protection IP first digit rating level: 6	Totally protected against dust ingress (dust-tight).
Liquid Ingress Protection IP second digit rating level: 8	Protected from water ingress while immersed in deep water.

DESCRIPTION

The In-line fiber Round Drop Cable repair splice closure is a unique, re-enterable, re-usable, small and easy to install IP68 rated closure that offers different coupling methods such as fusion splicing and direct coupling through SC and LC adapters all in the same closure. This product is suited for MDU drop cables (4.8 mm - 0.18", ± 1%) providing an ideal solution for fiber repair or quick fiber installation.

CHARACTERISTICS

- IP68 rated:
 - 6: Protected from contact with harmful dust.
 - 8: Protected from immersion in water with a depth of more than 1 meter.
- Lightweight, versatile and compact design.
- Engineering and UV resistant (UL 746 C) material.
- Excellent safekeeping of fibers from harmful conditions such as dust, rain and foreign agents.
- In-line applications.

Many of our splice closures are highly configurable. If you don't see what you are looking for or have questions about our ordering matrix contained on this spec sheet please e-mail us:

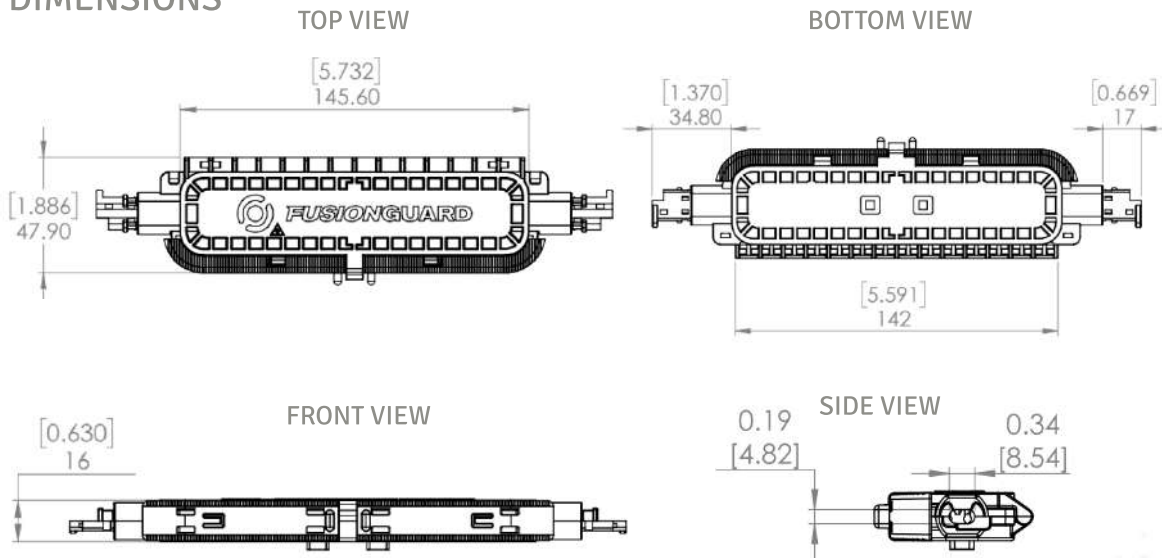
info@fusionguard.com

TECHNICAL INFORMATION

FCLO-HO-01E-1-PFMX-RD5	
Ingress Protection	IP68
UV Resistant	Yes
Cable compatibles	Φ0.18" (Φ4.8)
Maximum number of fibers	1 fiber
Sealing gasket material	Engineered material
Dimensions - in (mm)	8.46" x 1.87" x 0.66" (215 x 47.5 x 16.8) ± 1%
Operating temperature	-40°F ~ +167°F (-40°C ~ + 75°C)
Color	Black
Approx Weight - lbs (g)	0.20 (92)
Tension*	3 lbf

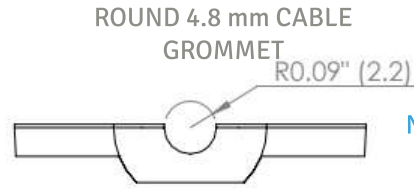
*Without using clamps.

DIMENSIONS



Note: Dimensions have a tolerance of ± 1%

Note: Dimensions in mm [inches]



Note: Dimensions in mm [inches]

Note: Dimensions have a tolerance of $\pm 1\%$

CONFIGURATIONS

FCLO-HO-01E-1-PFMX-RD5



FCLO-HO-01E-1-PFMX-RD5		
FCLO-HO-01E-R5	HORIZONTAL 1F SPLICE CLOSURE ROUND 4.8 MM CABLE	1
FM-FO-ME-25-15	25 mm SPLICE SLEEVE WITH 1.5 mm GUIDE*	3
SSH-S4	SPLICE SLEEVE HOLDER	0.5
CN25100-NE	2.5mm x 100mm OUTDOOR PLASTIC CABLE TIE	8
FCLO-CV-20MM	VULCANIZING TAPE 20 MM X 20 MM X 2 MM	1
SG-5G	SILICONE GREASE BAG 5 GR	1

*Splice closure designed for 1 splice. Two 25 mm splice sleeve extra included (3 pcs total).

FCLO-HO-01E-1-PSCA-RD5



FCLO-HO-01E-1-PSCA-RD5		
FCLO-HO-01E-R5	HORIZONTAL 1F SPLICE CLOSURE ROUND 4.8 MM CABLE	1
FA-SCA-A-S	SM SIMPLEX SC/APC ADAPTER	1
CN25100-NE	2.5mm x 100mm OUTDOOR PLASTIC CABLE TIE	8
FCLO-CV-20MM	VULCANIZING TAPE 20 MM X 20 MM X 2 MM	1
SG-5G	SILICONE GREASE BAG 5 GR	1

FCLO-HO-01E-1-PSCU-RD5



FCLO-HO-01E-1-PSCU-RD5		
FCLO-HO-01E-R5	HORIZONTAL 1F SPLICE CLOSURE ROUND 4.8 MM CABLE	1
FA-SC-A-S	SM SIMPLEX SC/UPC ADAPTER	1
CN25100-NE	2.5mm x 100mm OUTDOOR PLASTIC CABLE TIE	8
FCLO-CV-20MM	VULCANIZING TAPE 20 MM X 20 MM X 2 MM	1
SG-5G	SILICONE GREASE BAG 5 GR	1

FCLO-HO-01E-WKIT

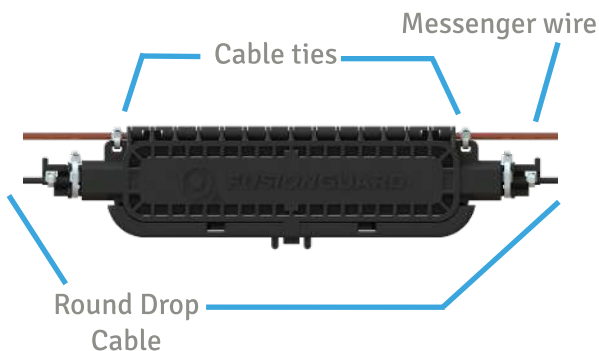


FCLO-HO-01E-WKIT		
CT-13604	8"X.18" STAINLESS STEEL CABLE TIE	1
1131314	#8 X 1 1/2" ZINC PAN PHILLIPS SHEET METAL SCREW	2
5014-PE-0000-006	CLOSURE MOUNTING BASE FCLO 1	1
PEB8-38	GREY #8 X 37.5MM WALL ANCHOR	2

Note: Kit included in each configuration. Installation tools are not included.

INSTALLATION'S METHODS

A) AERIAL INSTALLATION



A) Aerial installation can be made with the included cable ties.

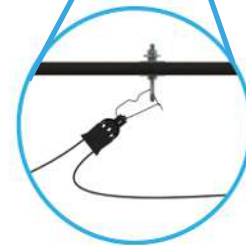
B) AERIAL INSTALLATION



B) For uses under tension, it is recommended to use Fiber Clamps.

(Sold separately)

NOTE: In this installation, is not recommended to use the zip ties added to the messenger wire.



C) ON-FIELD APPLICATION



C) Wall mount requires the wall mount kit: FLO-HO-01E-WKIT.

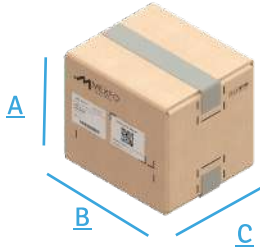
(Included in each configuration)

PACKAGING

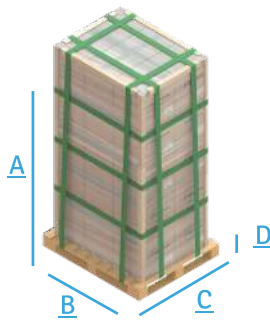
One closure and a wall mount kit per packaged in a 6" x 9" plastic bag



MOQ's



Qty. per box FONC02-M	A in/(mm)	B in/(mm)	C in/(mm)	Approx Weight lb/(kg)
50 pieces	11.81" (300)	9.84" (250)	9.84" (250)	10.14 (4.6)



Quantity per pallet	Side A in/(mm)	Side B in/(mm)	Side C in/(mm)	Side D in/(mm)	Approx. Weight lb(kg)
3,000 pieces	82.75" (2102)	47.2" (1200)	39.4" (1000)	5.5" (140)	634.93 (288)

LABEL SPECIFICATIONS



fusionguard.com
info@fusionguard.com

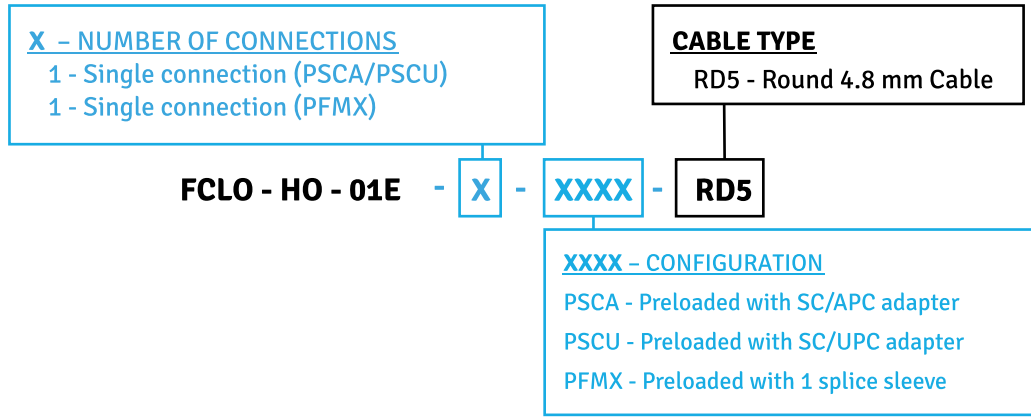
PRODUCT CODE: FCLO-HO-01E-1-PFMX-RD5

DESCRIPTION:
HORIZONTAL 1F SPLICE CLOSURE, 1 SPLICE SLEEVE PREL RD 4.8

QTY: 1 PIECE

FCLO-HO-01E-1-PFMX-RD5

ORDERING MATRIX



WARNINGS

Pre-lubricated item. Avoid leaving the splice closure open.

For IP68 improvement add silicone grease at the gasket before closing it.