

TERMINAL SPLICE CLOSURE

FCLO-HO-01E-1-XXXX-MDU

IN-LINE FIBER MDU DROP CABLE REPAIR SPLICE CLOSURE



GENERAL

FUSIONGUARD® is focussed in manufacturing a complete product line of outdoor, UV rated horizontal and vertical splice closures that are resistant to water, dust and have great mechanical properties. We offer a variety of completely sealed closures for FTTH applications as well as fiber repair.

IP 65 RATED

Solid Particle Protection IP first digit rating level: 6	Totally protected against dust ingress (dust-tight).
Liquid Ingress Protection IP second digit rating level: 5	Protected from water jets.

DESCRIPTION

The In-line fiber MDU Drop Cable repair splice closure is a unique, re-enterable, re-usable, small and easy to install IP65 rated closure that offers different coupling methods such as fusion splicing and direct coupling through SC and LC adapters all in the same closure. This product is suited for round drop cables (3 mm - 0.12", ± 1%) providing an ideal solution for fiber repair or quick fiber installation.

CHARACTERISTICS

- IP65 rated:
 - 6: Protected from contact with harmful dust.
 - 5: Protected from water jets.
 - *IP 68 will be met adding vulcanized tape (included).
- UV resistant (UL 746 C).
- Lightweight, versatile and compact design.
- Engineered material.
- Excellent safekeeping of fibers from harmful conditions such as dust, rain and foreign agents.
- In-line applications.

Many of our splice closures are highly configurable. If you don't see what you are looking for or have questions about our ordering matrix contained on this spec sheet please e-mail us:

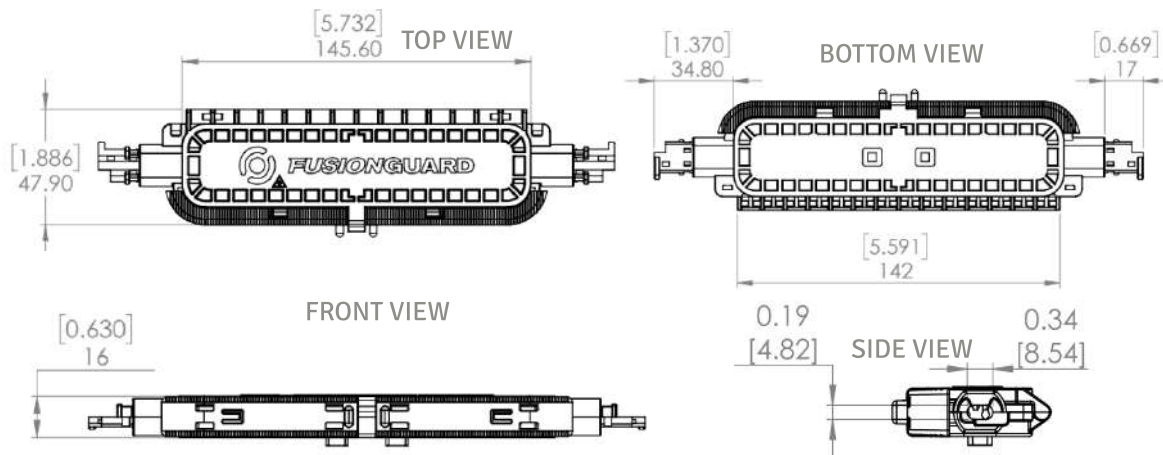
info@fusionguard.com

TECHNICAL INFORMATION

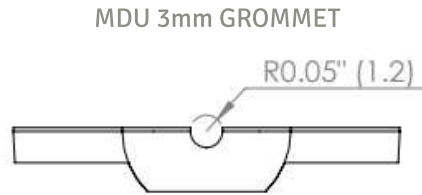
FCLO-HO-01E-1-XXXX-MDU	
Ingress Protection	IP65 (IP68 possible with vulcanized tape)
UV Resistant	Yes
MDU drop cable dimensions - in (mm)	Φ0.12" (Φ3) (±1%)
Maximum number of fibers	1 fiber
Sealing gasket material	Engineered material
Dimensions - in (mm)	8.46" x 1.87" x 0.66"(215 x 47.5 x 16.8) ± 1%
Operating temperature	-40°F ~ +167°F (-40°C ~ + 75°C)
Color	Black
Approx Weight - lbs (g)	0.20 (92)
Tension*	3 lbf

*Without using clamps.

DIMENSIONS



Note: Dimensions in mm [inches]



Note: Dimensions have a tolerance of $\pm 1\%$

CONFIGURATIONS

FCLO-HO-01E-1-PFMX-MDU



FCLO-HO-01E-1-PFMX-MDU		
FCLO-HO-01E-R3	HORIZONTAL 1F SPLICE CLOSURE MDU 3 MM CABLE	1
FM-FO-ME-25-15	25 mm SPLICE SLEEVE WITH 1.5 mm GUIDE*	3
SSH-S4	SPLICE SLEEVE HOLDER	0.5
CN25100-NE	2.5mm x 100mm OUTDOOR PLASTIC CABLE TIE	8
FCLO-CV-20MM	VULCANIZING TAPE 20 MM X 20 MM X 2 MM	1
SG-5G	SILICONE GREASE BAG 5 GR	1

***Splice closure designed for 1 splice. Two 25 mm splice sleeve extra included (3 pcs total).**

FCLO-HO-01E-1-PSCA-MDU



FCLO-HO-01E-1-PSCA-MDU		
FCLO-HO-01E-R3	HORIZONTAL 1F SPLICE CLOSURE MDU 3 MM CABLE	1
FA-SCA-A-S	SM SIMPLEX SC/APC ADAPTER	1
CN25100-NE	2.5mm x 100mm OUTDOOR PLASTIC CABLE TIE	8
FCLO-CV-20MM	VULCANIZING TAPE 20 MM X 20 MM X 2 MM	1
SG-5G	SILICONE GREASE BAG 5 GR	1

FCLO-HO-01E-1-PSCU-MDU



FCLO-HO-01E-1-PSCU-MDU		
FCLO-HO-01E-R3	HORIZONTAL 1F SPLICE CLOSURE MDU 3 MM CABLE	1
FA-SC-A-S	SM SIMPLEX SC/UPC ADAPTER	1
CN25100-NE	2.5mm x 100mm OUTDOOR PLASTIC CABLE TIE	8
FCLO-CV-20MM	VULCANIZING TAPE 20 MM X 20 MM X 2 MM	1
SG-5G	SILICONE GREASE BAG 5 GR	1

FCLO-HO-01E-WKIT

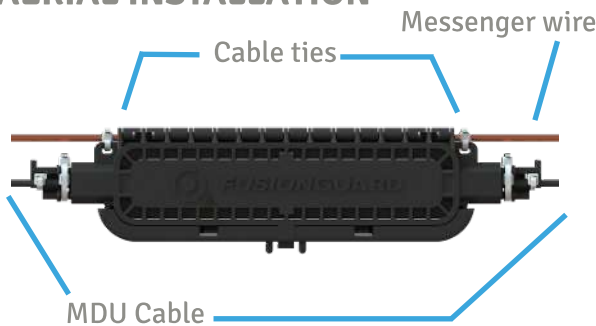


FCLO-HO-01E-WKIT		
CT-13604	8"X.18" STAINLESS STEEL CABLE TIE	1
1131314	#8 X 1 1/2" ZINC PAN PHILLIPS SHEET METAL SCREW	2
5014-PE-0000-006	CLOSURE MOUNTING BASE FCLO 1	1
PEB8-38	GREY #8 X 37.5MM WALL ANCHOR	2

Note: Kit included in each configuration. Installation tools are not included.

INSTALLATION'S METHODS

A) AERIAL INSTALLATION



A) Aerial installation can be made with the included cable ties.

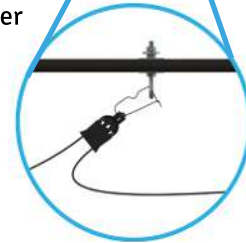
B) AERIAL INSTALLATION



B) For uses under tension, it is recommended to use Fiber Clamps.
(Sold separately)



NOTE: In this installation, is not recommended to use the zip ties added to the messenger wire.



C) ON-FIELD APPLICATION



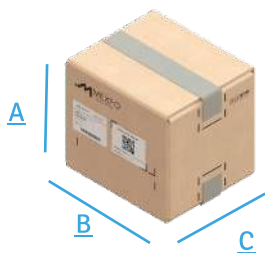
B) Wall mount requires the wall mount kit: FCLO-HO-01E-WKIT.
(Included in each configuration)

PACKAGING

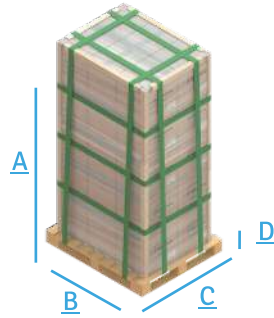
One closure and a wall mount kit per packaged in a 6" x 9" plastic bag



MOQ's



Qty. per box FONC02-M	A in/(mm)	B in/(mm)	C in/(mm)	Approx Weigh lb/(kg)
50 pieces	11.81" (300)	9.84" (250)	9.84" (250)	10.14 (4.6)

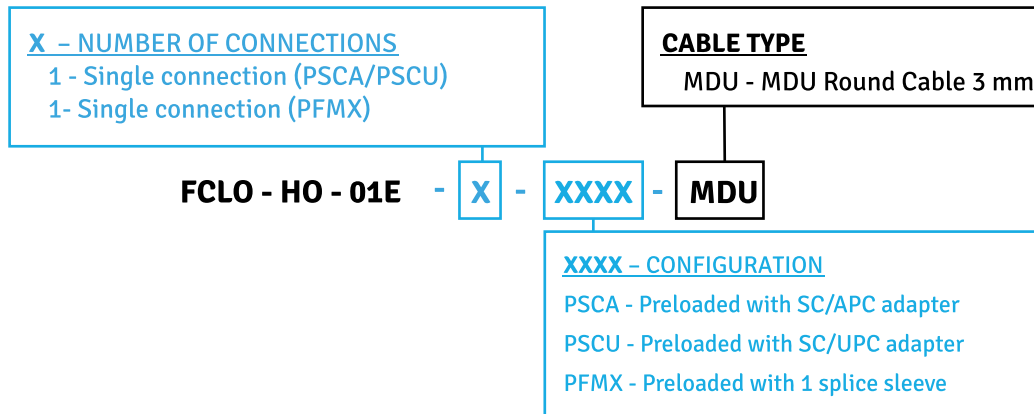


Quantity per pallet	Side A in/(mm)	Side B in/(mm)	Side C in/(mm)	Side D in/(mm)	Approx. Weight lb(kg)
3,000 pieces	82.75" (2102)	47.2" (1200)	39.4" (1000)	5.5" (140)	634.93 (288)

LABEL SPECIFICATIONS



ORDERING MATRIX



WARNINGS

- Pre-lubricated item. Avoid leaving the splice closure open.
- For IP68 improvement add silicone grease at the gasket before closing it.