



## Reel-in-a-box

## MDU Drop Cable

FOSPC-001-X-RMDUXXXX-FTXXX-US/ 1 Fiber

### Applications



Indoor



Outdoor



Aerial



Bend Insensitive



FTTx Cable

### Protections



Flame Retardant



UV Resistant




Water Blocking



RISER

Riser Cable



REEL-IN-A-BOX MDU DROP CABLE 01F  
G657.B3 FIBER FT

## Description

Waveoptics® MDU Drop Cable is ideal for FTTH applications, due to its flexibility, robustness and light weight. The optical fibers are positioned in the center of the cable under a 900um tight buffer tube. 2.95 mm and 4.7 mm outer diameter configurations available.

These cables are also widely used for drop cable assembly production, where consistency and uniformity are required for fast terminations to be used with standard cable termination tooling.

Water blocking aramid yarn as a strength member to provide excellent tensile strength as well as protection against water penetration.

The following jacket and tight buffer materials are available:

**PVC RISER:** used in vertical installations. Prevents the spread of flames to higher floors, in case of fire. Riser cable jackets are rated for flame generation and are held to a lower standard compared to plenum cables.

## Quality

Waveoptics® is a ISO-9001:2015 certified company.

We meet or exceed the following international standards:

- Telcordia GR-409: Generic requirements for indoor fiber cable.
- ANSI/ICEA S-115-730: Standard for fire retardant compact or rugged optical drop cable.
- ANSI/ICEA S-104-696: Indoor/outdoor optical fiber cable.

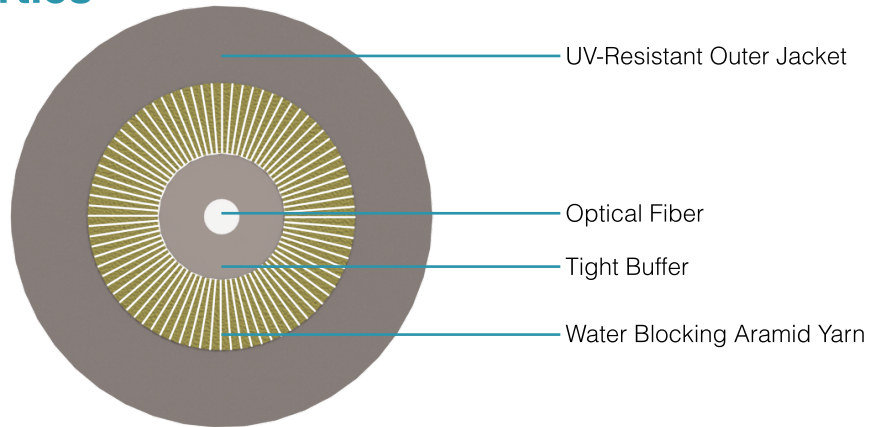
Each Waveoptics® cable meets the highest quality standards in the industry and contains a compliance certificate in which the performed tests in our quality laboratory are physically attached.

# TECHNICAL DATA SHEET

## INDOOR - OUTDOOR CABLE

FOSPC-001-X-RMDUXXXX-FTXXX-US/ 1 Fiber

### Dimensions & Properties



Design	
Fiber count	1
Tight buffer Color Code	<input type="checkbox"/> White
Tight buffer material / Diameter	PVC Riser / 0.9 mm (0.04 in) (±5%)
Dielectric Strength Member	Water Blocking Aramid Yarn
Outer Jacket Material / Color	PVC Riser UV / Black & White
Reel length (Diameter)	3,500 ft (Ø 4.7) & 9,000 ft (Ø 2.95) (±5%)
Temperature Range	
Operation	-40°C to 70°C (-40° F to 158° F)
Installation (Riser)	-10°C to 60°C (-14° F to 140° F)
Storage / Transport	-40°C to 70°C (-40° F to 158° F)
Mechanical Properties	
Maximum Crush Resistance (2.95 mm diameter cable)	350 N/100 mm
Maximum Crush Resistance (4.7 mm diameter cable)	1,000 N/100 mm
Minimum Bend Radius	10 x OD / 20 x OD

Note: Waveoptics® recommends storing cable in a proper temperature environment prior to installation to allow the cable temperature to meet installation temperature range specifications for best installation results.

Outer jacket and tight buffer material	Nominal outer diameter (mm) (in) (±5%)	Tensile Strength (N) (lbf) long-term/ short-term	Cable weight (kg/km) (lb/kft) (±10%)
PVC Riser	2.95 (0.12)	66 / 220 (15 / 49)	7.8 (5.2)
	4.7 (0.19)	132 / 440 (30 / 99)	21.6 (14.5)

# TECHNICAL DATA SHEET INDOOR - OUTDOOR CABLE

FOSPC-001-X-RMDUXXXX-FTXXX-US/ 1 Fiber

## Printed Information on Outer Jacket for 2.95 mm

= /MONTH/YEAR/WAVEOPTICS OPTICAL CABLE ==MDU==/FIRE RATING/==2.95 mm==/FIBER TYPE/==01==/FEET/\* FT==/LOT #/=

- Printed in white and resistant to physical tests on marking
- Marking interval: every 2 feet + 1%
- The marking can be changed according to customer requirements

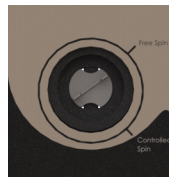
## Printed Information on Outer Jacket for 4.7 mm

= /MONTH/YEAR/WAVEOPTICS OPTICAL CABLE ==MDU==/FIRE RATING/==4.7 mm==/FIBER TYPE/==01==/FEET/\* FT==/LOT #/=


- Printed in white and resistant to physical tests on marking
- Marking interval: every 2 feet + 1%
- The marking can be changed according to customer requirements



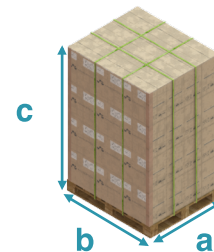
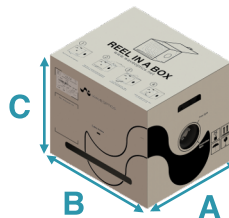
Reel supported by caddies, allowing it to rotate inside the box. Making it a more practical packaging/installation solution.



Spin control knob allows to have better reel rotation control. Allowing it to rotate freely or controlled



Pulling-eye integrated on the end of the cable, allowing easy access to the cable.



	Nominal Outer Diameter	Reel length (ft)(±5%)	A (mm)(in) (±5%)	B (mm)(in) (±5%)	C (mm)(in) (±5%)	Drum and pallet total weight (kg) (lb) (±10%)	Total Reel Qty. per Pallet	Total packaging (±5%)		
								a (mm) (in)	b (mm) (in)	c (mm) (in)
PVC Riser	2.95 (0.12)	9,000	407 (16)	500 (20)	395 (16)	738 (1,627)	30	1,016 (40)	1,219 (48)	2,175 (86)
	4.7 (0.19)	3,500	407 (16)	500 (20)	395 (16)	803 (1,770)		1,100 (43)	1,200 (48)	2,040 (86)

Note 1: Please contact your sales agent for higher fiber counts or different drum lengths available.

Note 2: All documentation included in each drum of cable is in english, if a different language is needed, please contact your sales agent.

### All drums include:\*

1. Drum handling instructions
2. Test report certificate
3. Product description (weight, dimensions, lot and part number)
4. End cable marking
5. Both ends include end caps to protect against humidity

Folio EI-087-01-EN

Last Review 2/2/2024

www.waveoptics.net

info@waveoptics.net

# TECHNICAL DATA SHEET INDOOR - OUTDOOR CABLE

FOSPC-001-X-RMDUXXXX-FTXXX-US/ 1 Fiber

## Transmission Performance by Fiber Type

Fiber Type	Single-mode		
Waveoptics® Fiber Type	G657.A1	G657.A2	SM G657.B3
Waveoptics® Fiber Code	T	E	N
OFS® Fiber Type	-	-	-
OFS® Fiber Code	-	-	-
Wavelength (nm)	1310/1550		
Max.attn. (dB/km) (1)	0.36/0.25	0.4/0.3	0.4/0.3
Cable Marking Specifications	G657.A1	G657.A2	SM G657.B3
Notes: (1) Maximum attenuation after cabling process			

## Part Number Configuration

# FOSPC-001-X-RMDUXXXX-FTXXX-US

### Waveoptics Fiber Type

T - SM G657.A1  
 E - SM G657.A2  
 N - SM G657.B3

### Outer diameter

30 - 2.95 mm  
 48 - 4.7 mm

### Outer jacket material

R - PVC Riser UV

### Tight buffer material

R - PVC Riser

### Jacket color

B13 - White  
 B14 - Black

### Optical Cable Compliance

US - Waveoptics® Standard

Note: Please contact your Waveoptics® distributor if you need any additional compliance or if you have questions about the part number configuration.