

STRAP AND BUCKLES


STRAP AND BUCKLES



HF-X/X-30-US



HB-X/X-100-US



HF-X/X-30-PB-US

Note: Illustrative Images

\ GENERAL

\ DESCRIPTION

AERIALGRIP® non magnetic stainless steel Straps and Buckles are very versatile, easy to use and give a clean appearance by having good resistance to oxidation and weathering. That is why, for many of our customers, it has become the standard choice to install pole hardware to any round surfaces.

AERIALGRIP® offers multiple installation tools and strap sizes that can be conveniently packaged in plastic totes for easy installation.

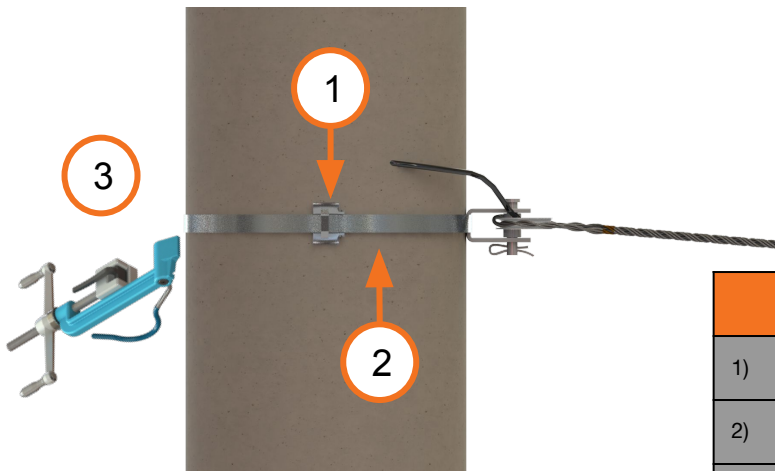
\ FEATURES

AERIALGRIP® straps and buckles:

- Excellent mechanical performance
- SS201 stainless steel offers good resistance to oxidation and many moderate corrosive agents
- Compliant with ASTM A240 and ASTM A666
- 98 ft (30 m) strap available in different widths: 1/2", 5/8", and 3/4"
- Strap tensile strength 730MPa
- Buckle tensile strength 780MPa
- Available in a standard cardboard box or easy to install and durable plastic tote



\ APPLICATION



	CODE	DESCRIPTION
1)	HB-X/X-X-100	BUCKLE
2)	HF-X/X-30-PB HF-XX-30	STRAP
3)	FLE-UR-010	STRAPPING TOOL

\STRAPPING TOOL FLE-UR-010

AERIALGRIP® strapping tool is easy to handle due to its built-in cutter and screw rod system which provides better displacement allowing for faster application of bands, buckles, strapping and clamps. Aids in applications that require extra strength and added torque.



FEATURES

- Spin tension handle
- Tension capability of up to 2400 lb (1088.6 kg)
- Heat treated
- Impact and corrosion resistant
- Spring loaded gripper lever

SPECIFICATIONS	
Compatible strap widths	1/4 in, 3/8 in, 1/2 in, 5/8 in, 3/4 in
Compatible thickness	0.0157, 0.0197, 0.023, 0.03, 0.0315, 0.039 in (0.4, 0.5, 0.6, 0.76, 0.8, 1.0 mm)
Max. Tension	2,400 lbs
Coating	Corrosion resistant blue epoxy powder
Handle	Spring loaded metallic gripper
Built-in cutter	Cuts off excess strap making the use of other tools safer and easier

DIMENSIONS

\ HF-X/X-30 / HF-X/X-30-PB STAINLESS STEEL STRAPS

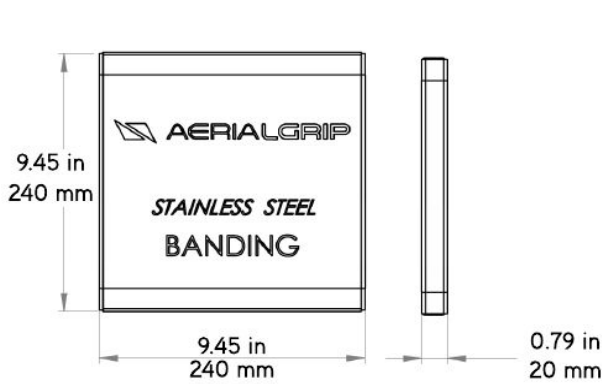


Fig. 1 Front and side view for HF-X/X-30 in box

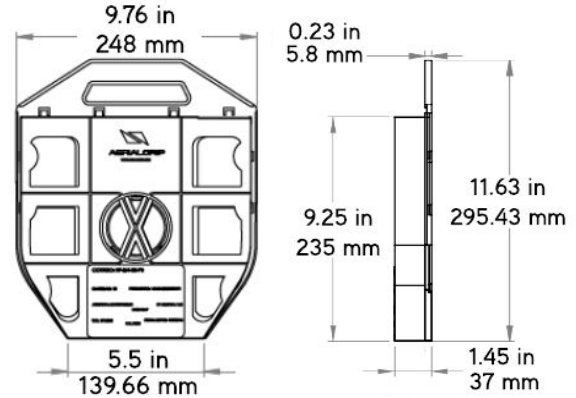


Fig. 2 Front and side view for HF-X/X-30-PB.

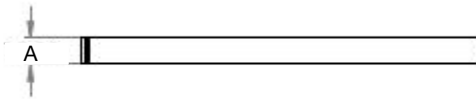


Fig. 3 Strap side view

Note: Dimensions in inches and millimeters

Tolerances: -0.003 + 0 in (-0.07 + 0 mm) for strap thickness, ± 0.008 in (±0.2 mm) for strap width, and ± 0.14 in (±3.5 mm) for box dimensions

HF-X/X-30 AND HF-X/X-30-PB STRAP DIMENSIONS AND SPECIFICATIONS				
STRAP X/X	THICKNES S (IN / MM)	WIDTH "A" (IN/ MM)	TOTAL COIL LENGTH (FT / M)	AVG. BREAKING STRENGTH (LBS/KG)
1/2"	0.03 / 0.76	0.5 / 12.7	98.4 / 30	1500 / 680.4
5/8"	0.03 / 0.76	0.63 / 16	98.4 / 30	1875 / 850.5
3/4"	0.03 / 0.76	0.75 / 19	98.4 / 30	2250 / 1020.6

\HB-X/X-100 BUCKLES

HB-X/X-100 DIMENSIONS AND SPECIFICATIONS						
BUCKLE SIZE	A (IN/MM)	B (IN/MM)	C (IN/MM)	D (IN/MM)	E (IN/MM)	100 PCS. WEIGHT (LB/KG)
1/2"	1.07 / 27.12	1.49 / 37.75	0.89 / 22.5	0.79 / 20.15	0.06 / 1.50	1.6 / 0.73
5/8"	1.063 / 27	1.49 / 37.75	0.82 / 20.8	0.9 / 22.75	0.048 / 1.20	1.9 / 0.87
3/4"	1.11 / 28.17	1.69 / 42.90	.96 / 24.5	0.97 / 24.75	0.048 / 1.20	2.7 / 1.22

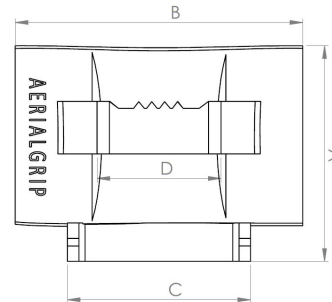


Fig. 4 Front view for HB-X/X-100
Unit weight: 0.22 lb (10 g)

Tolerances: ± 0.0394 in (±1 mm) for dimensions A, B, C and D and ± 0.003 in (±0.07 mm) for dimension E.

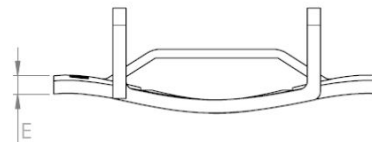


Fig. 4 Side view for HB-X/X-100

PACKAGING

STRAP HF-X/X-30-US



Fig 6: Individual 30 meter / 98.4 ft packaging




Fig 7: CC-MASTER-AE2 (10 piece packaging)

Box	A (in)/(mm)	B (in)/(mm)	C (in)/(mm)	Weight (lb/kg)
1/2"	9.45/240	9.45/240	0.79/20	5.1 / 2.33
5/8"	9.45/240	9.45/240	0.79/20	6.7 / 3.04
3/4"	9.45/240	9.45/240	0.79/20	7.7 / 3.51

Master box	A (in)/(mm)	B (in)/(mm)	C (in)/(mm)	Weight (lb / kg)
1/2"	9/230	10/252	10/252	51.4 / 23.3
5/8"	9/230	10/252	10/252	67.0 / 30.4
3/4"	9/230	10/252	10/252	77.4 / 35.1

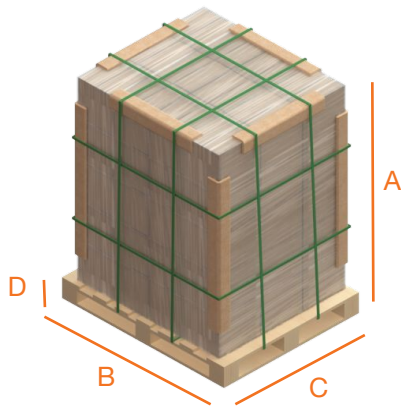


Fig 8: 360 piece pallet**
270 piece pallet

Pallet	A (in/mm)	B (in/mm)	C (in/mm)	D (in/mm)	Weight (lb/kg)*
1/2"***	34.31/871.5	47.2/1200	40/1000	5.5/140	1893.3/858.8
5/8"	34.31/871.5	47.2/1200	40/1000	5.5/140	1853.6/840.8
3/4"	34.31/871.5	47.2/1200	40/1000	5.5/140	2133.4/967.7

*Pallet weight included.

Note: HF-X/X-30 pallet arrangement for 5/8" and 3/4": 3X3 boxes with 3 layers total. (27 master boxes, 270 pieces).

**HF-1/2-30 pallet arrangement: 3x4 boxes with 3 layers total (36 master boxes, 360 pieces)

\STRAP HF-X/X-30-PB-US

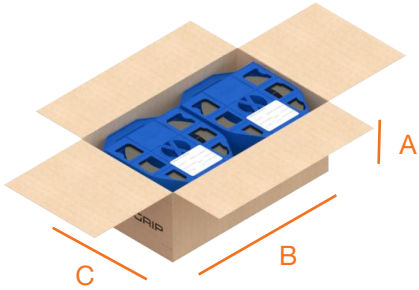


Fig 9: CC-MASTER-AE1 (10 piece packing)

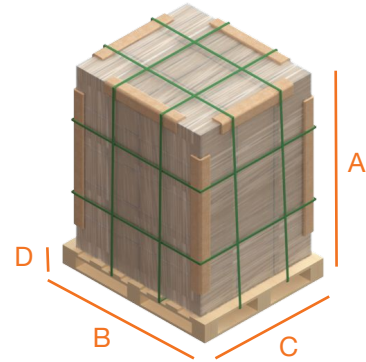


Fig 10: Max capacity pallet

Box	A (in)/(mm)	B (in)/(mm)	C (in)/(mm)	Weight (lb/kg)
1/2"***	7.75/197	19.8/505	11.6/296	54.7/24.8
5/8"	7.75/197	19.8/505	11.6/296	70.3/31.9
3/4"	7.75/197	19.8/505	11.6/296	80.7/36.6

Notes: *Unit weight: 1/2" (2.48 kg), 5/8" (3.19 kg), 3/4" (3.66 kg)

Pallet	A (in/mm)	B (in/mm)	C (in/mm)	D (in/mm)	Weight (lb/kg)*
1/2"***	34.31/871.5	47.2/1200	40/1000	5.5/140	2012.3/ 912.8
5/8"	34.31/871.5	47.2/1200	40/1000	5.5/140	2154/ 977
3/4"	34.31/871.5	47.2/1200	40/1000	5.5/140	1980.6/ 898.4

*Pallet weight included.

Notes: *1/2" strap pallet arrangement: 2x3 boxes with 6 layers total. (360 pcs)
 **5/8" strap pallet arrangement: 2x3 boxes with 5 layers total (300 pcs)
 ***3/4" strap pallet arrangement: 2x3 boxes with 4 layers total (240 pcs)

\STRAP HB-X/X-100-US



Fig 11: HB-X/X-100 (100 piece packing)

Box	A (in)/(mm)	B (in)/(mm)	C (in)/(mm)	Weight (lb/kg)
1/2"	3.6/91	3.93/100	4.92/125	1.5 / 0.68
5/8"	3.6/91	3.93/100	4.92/125	1.8 / 0.83
3/4"	3.6/91	3.93/100	4.92/125	2.6 / 1.21

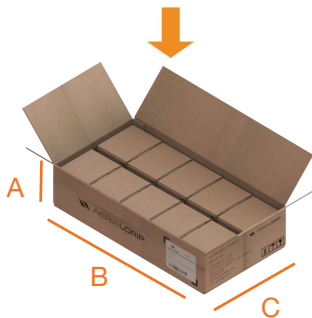


Fig 12: HB-X/X-100 (1,000 piece packing)

Master box	A (in)/(mm)	B (in)/(mm)	C (in)/(mm)	*Weight (lb/kg)
1/2"	4.33/110	20.67/525	10.8/275	15 / 6.8
5/8"	4.33/110	20.67/525	10.8/275	18.3 / 8.3
3/4"	4.33/110	20.67/525	10.8/275	26.67 / 12.1

*Note: weight of 10 boxes into 1 master box.

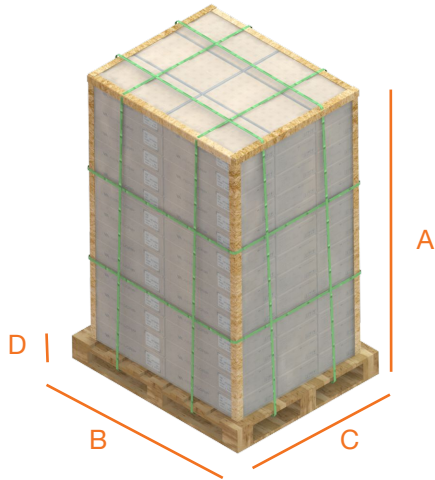
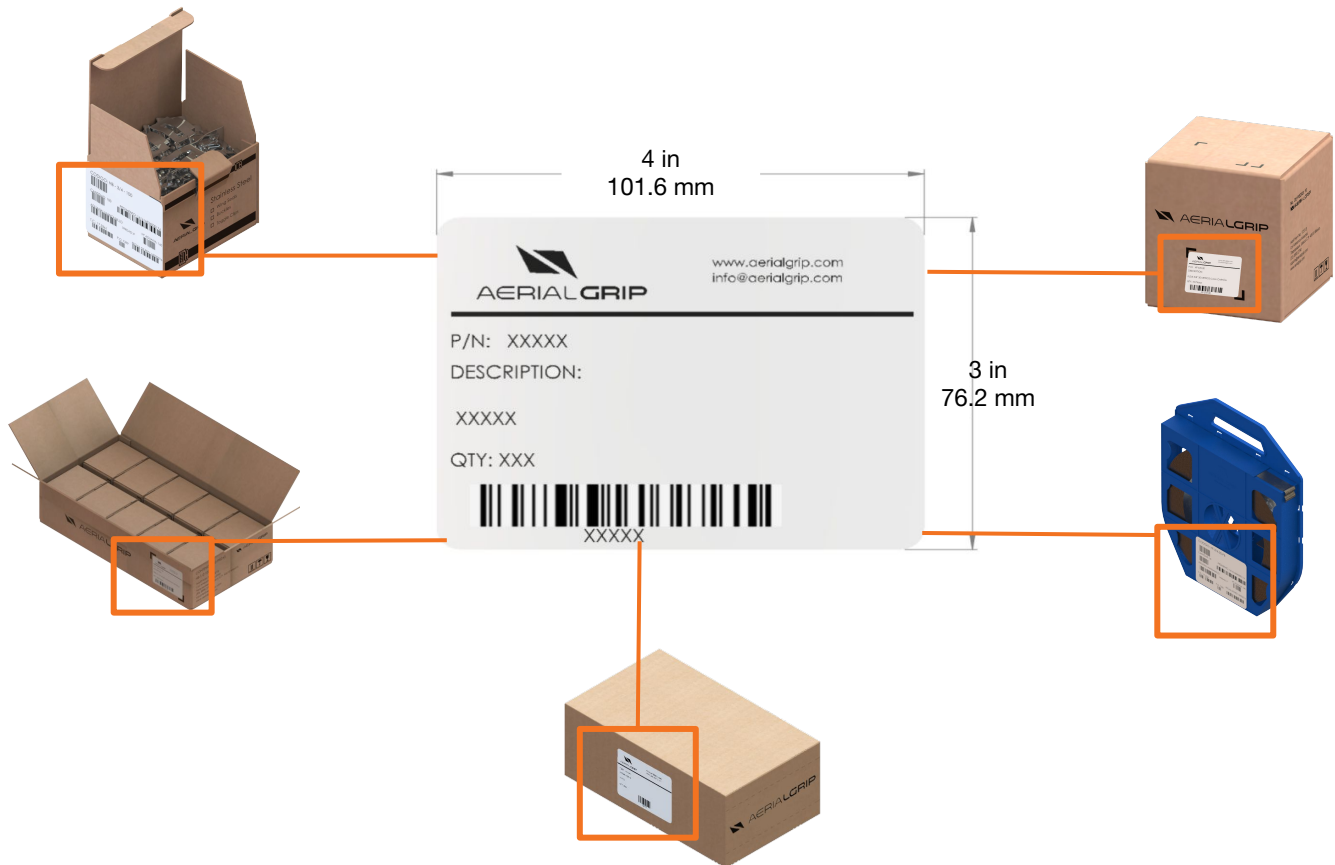


Fig 11: HB-X/X-100 packaging, 20 kg pallet

Pallet	A (in/mm)	B (in/mm)	C (in/mm)	D (in/mm)	*Weight (lb/kg)
1/2"	74.8/1900	48/1219.2	40/1016	5.5/140	1483.2 / 672.8
5/8"	74.8/1900	48/1219.2	40/1016	5.5/140	1800.7 / 816.8
3/4"***	61.8/1570	48/1219.2	40/1016	5.5/140	2124.8 / 963.8

Notes:
 Box configuration (1/2" and 5/8"): 2x3x16
 Box configuration (3/4"): 2x3x13
 *Pallet and box weight included
 **HB-3/4-100 pallet can only support 13 beds max.

\\ LABELING SPECIFICATIONS



ORDERING MATRIX

\STRAP

HF- **X/X** -30- **XX** -US

X/X - Width
1/2 - 1/2 inch
5/8 - 5/8 inch
3/4 - 3/4 inch

XX - Packaging
PB - Plastic base
N/A - Cardboard base

\BUCKLE

HB- **X/X** -100-US

X/X - Width
1/2 - 1/2 inch
5/8 - 5/8 inch
3/4 - 3/4 inch