


SUSPENSION

FIG 8 SUSPENSION



HTS-1F-US



HTS-2F-US



HTS-1F-F8FRP-US

\GENERAL

Note: Illustrative Images

\DESCRIPTION

AERIALGRIP® suspension hardware is designed for wooden or concrete lamp post installation using standard sized (3/4", 5/8" and 1/2") steel straps. It is ideal for use on networks with F8 cables or messenger cables with spans up to 50 meters / 150 ft, allowing for a wide diameter range thanks to its adjustable opening.

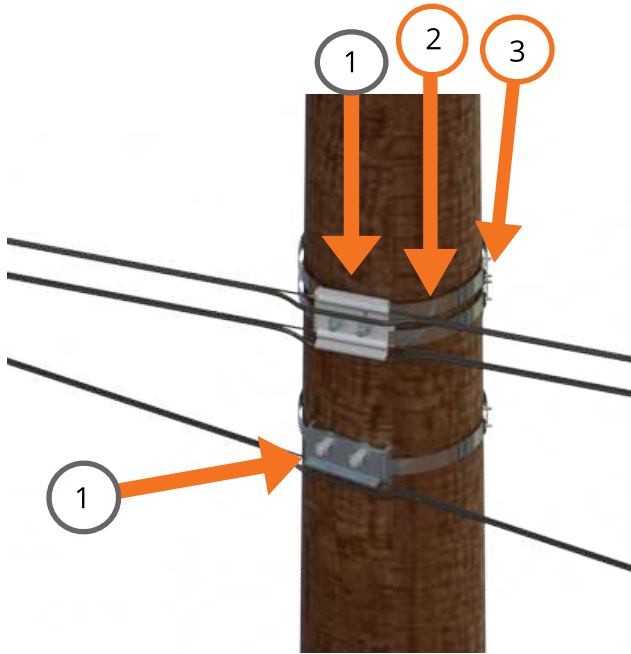
\FEATURES

- Resistance to high mechanical loads
- Corrosion resistant
- Hot dip galvanized to meet ASTM A153 specifications
- Suspension hardware for 4-5mm and 5-9mm (0.15-0.19 in and 0.19-0.35 in) F8 cable
- Effortless installation
- Minimum breaking load 8kN
- Hardware will release cable at 1.2kN of tension without damaging the cable or any hardware



\APPLICATION

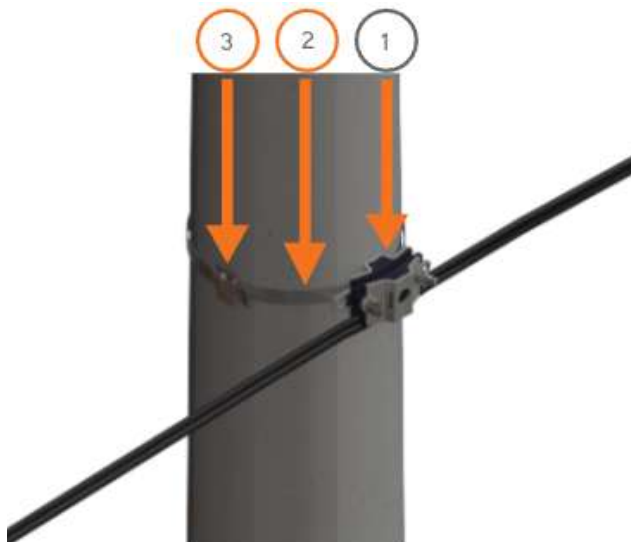
\ HTS-XF TANGENT SUSPENSION HARDWARE



\RELATED HARDWARE

	CODE	DESCRIPTION	PICTURE
1)	HTS-1F // HTS-2F	TANGENT SUSPENSION HARDWARE FOR 1 OR 2 BANDS	
2)	HF-X/X-30	STRAP AND BUCKLES	
3)	HB-X/X-100		

\ HTS-1F-F8FRP TANGENT SUSPENSION HARDWARE FOR FRP F8 CABLE



\RELATED HARDWARE

	CODE	DESCRIPTION	PICTURE
1)	HTS-1F-F8FRP	TANGENT HARDWARE FOR F8	
2)	HF-X/X-30	STRAP AND BUCKLES	
3)	HB-X/X-100		

\ DIMENSIONS

\ HTS-1F SINGLE BAND TANGENT SUSPENSION HARDWARE

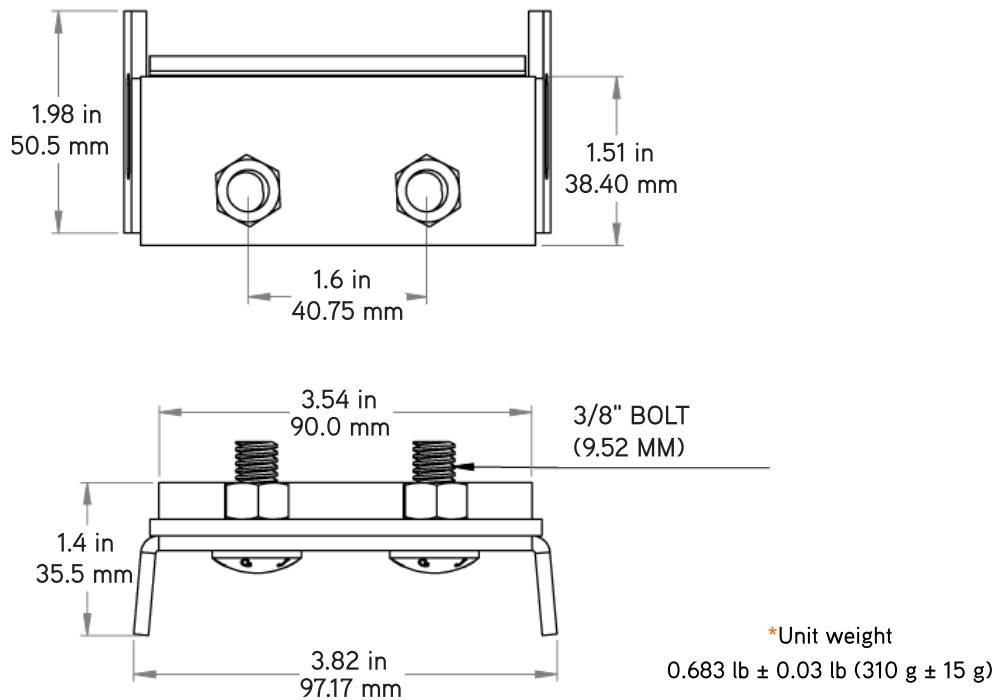


Fig. 1 Views and dimensions of components for HTS-1F

Tolerances: ±0.13 in / ±0.23 in on folds. (±3.5mm / ±6.0mm)

\ HTS-2F DOUBLE BAND TANGENT SUSPENSION HARDWARE

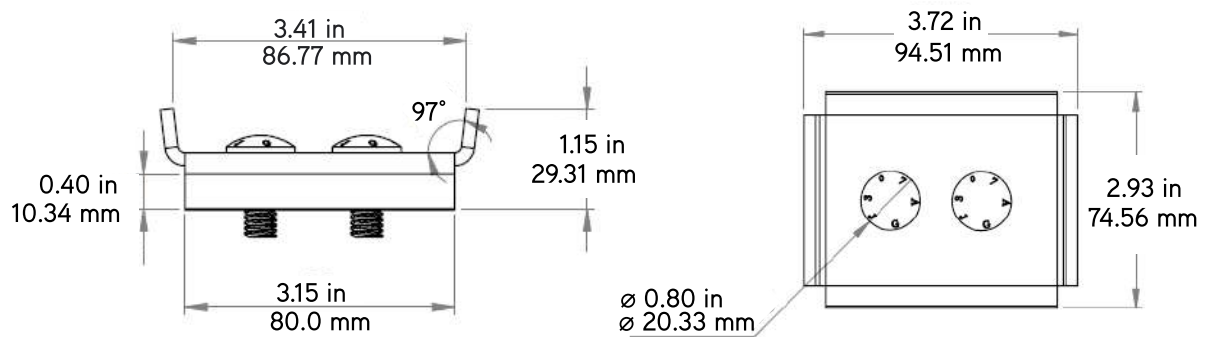


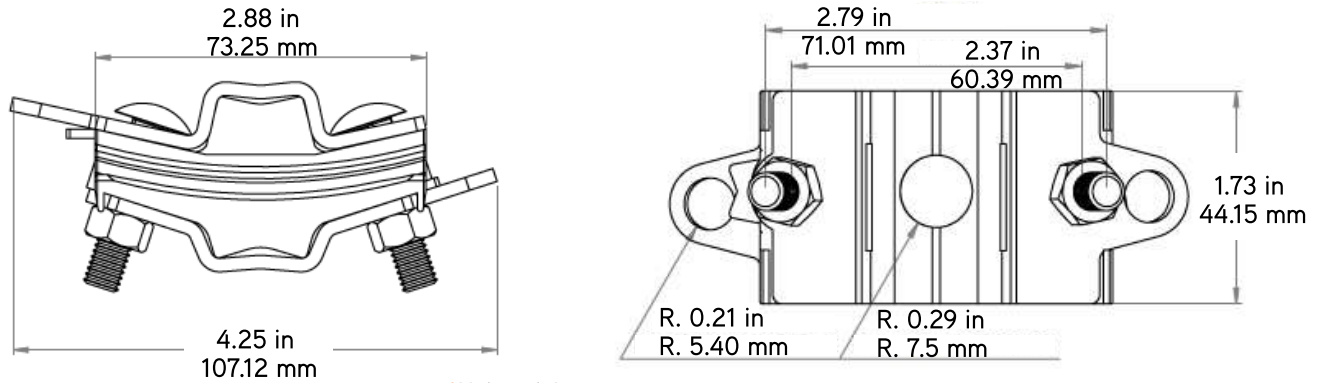
Fig. 2 Views and dimensions of components for HTS-2F

*Unit weight
0.793 lb ± 0.03 lb (360 g ± 15 g)

Tolerances: ±0.13 in / ±0.23 in on folds. (±3.5mm / ±6.0mm)

Note: Dimensions in inches and millimeters

\ HTS-1F-F8FRP TANGENT SUSPENSION HARDWARE FOR FRP F8 CABLE



*Unit weight
0.485 lb ± 0.03 lb (220 g ± 15 g)

Fig. 3 Views and dimensions of components for code HTS-1F-F8FRP
Tolerances: ±0.13 in / ±0.157 in on folds. (±3.5mm / ±4.0mm)

DESCRIPTION	QTY.
Galvanized steel plates	2 pcs.
UV resistant rubber cushion	2 pcs.
1-3/8" screw	2 pcs.
Nuts	2 pcs.

\ PACKAGING




Fig 4: 50 piece packaging (CC-MASTER-AE2)

Box	A (in/mm)	B (in/mm)	C (in/mm)	Weight (lb/kg)
HTS-1F	9.64/245	10.2/260	10.2/260	34.2 / 15.5
HTS-2F	9.64/245	10.2/260	10.2/260	39.7 / 18.0
HTS-1F-F8FRP	9.64/245	10.2/260	10.2/260	24.2 / 11.0

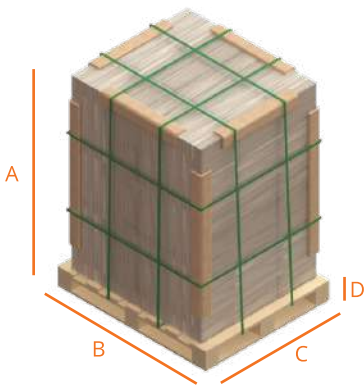


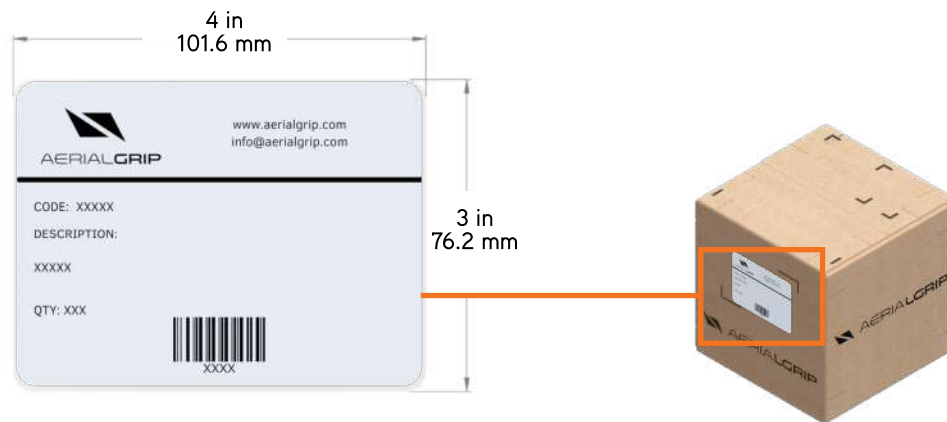
Fig 5: 2400 piece pallet
(Pallet weight = 44.1 lb / 20 kg)

Pallet	A (in/mm)	B (in/mm)	C (in/mm)	D (in/mm)	Weight (lb/kg)
HTS-1F	43.9/1116.56	48/1219.2	40/1016	5.37/136.56	1684 / 764
HTS-2F	43.9/1116.56	48/1219.2	40/1016	5.37/136.56	1948 / 884
HTS-1F-F8FRP	43.9/1116.56	48/1219.2	40/1016	5.37/136.56	1208 / 548

Box arrangement: 3x4x4

Note: Boxes and pallet weight included
Illustrative images*

\LABELING SPECIFICATIONS



\ORDERING MATRIX

HTS-XF-US

XF - Number of straps
HTS-1F - 1 strap
HTS-2F - 2 straps

HTS-1F-F8FRP-US