



# MDU Drop Cable

## FOSPC-001-X-MDUXXXR-FTXXX-US / 1 Fiber

### Applications



Indoor



Outdoor



Aerial




Duct Installation



Bend Insensitive



FTTx Cable



MDU DROP CABLE 01F G657.B3  
FIBER FT

### Protections



Flame Retardant



UV Resistant



Water Blocking



Riser Cable

### Description

Waveoptics® MDU Drop Cable is ideal for FTTx applications, due to its flexibility, robustness and light weight. The optical fibers are positioned in the center of the cable under a 900um tight buffer tube. 2.95 mm and 4.7 mm outer diameter configurations available.

These cables are also widely used for drop cable assembly production, where consistency and uniformity are required for fast terminations to be used with standard cable termination tooling.

Water blocking aramid yarn as a strength member to provide excellent tensile strength as well as protection against water penetration.

The following jacket and tight buffer materials are available:

**PVC RISER:** used in vertical installations. Prevents the spread of flames to higher floors, in case of fire. Riser cable jackets are rated for flame generation and are held to a lower standard compared to plenum cables.

### Quality

Waveoptics® is a ISO-9001:2015 certified company.

We meet or exceed the following international standards:

- Telcordia GR-409: Generic requirements for indoor fiber cable.
- ANSI/ICEA S-115-730: Standard for fire retardant compact or rugged optical drop cable.
- ANSI/ICEA S-104-696: Indoor/outdoor optical fiber cable.

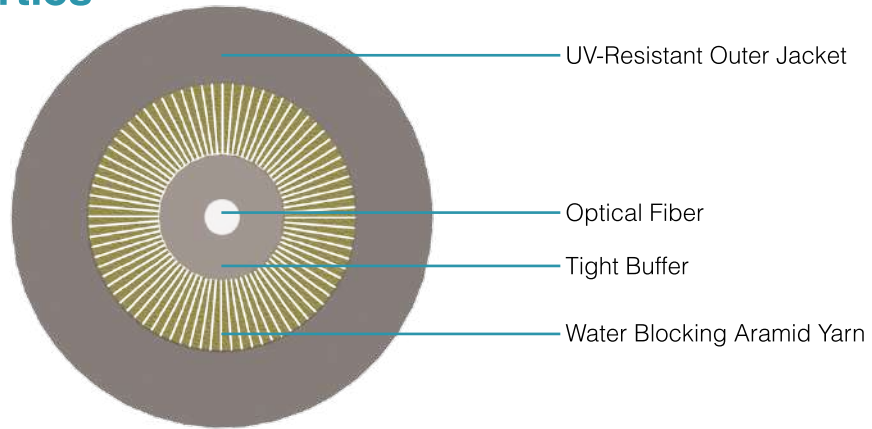
Each Waveoptics® cable meets the highest quality standards in the industry and contains a compliance certificate in which the performed tests in our quality laboratory are physically attached.

# TECHNICAL DATA SHEET

## INDOOR - OUTDOOR CABLE

FOSPC-001-X-MDUXXR-FTXXX-US / 1 Fiber

### Dimensions & Properties



Design	
Fiber Count	1
Tight Buffer Color Code	<input type="checkbox"/> White
Tight Buffer Material / Diameter	PVC Riser / 0.9 mm (0.04 in) (±5%)
Dielectric Strength Member	Water Blocking Aramid Yarn
Outer Jacket Material / Color	PVC Riser UV / Black & White
Reel Length (Diameter)	3,200 ft (4.7 Ø) & 10,000 ft (2.95 Ø) (±5%)
Temperature Range	
Operation	-40°C to 70°C (-40° F to 158° F)
Installation (Riser)	-10°C to 60°C (-14° F to 140° F)
Storage / Transport	-40°C to 70°C (-40° F to 158° F)
Mechanical Properties	
Maximum Crush Resistance (2.95 mm Diameter Cable)	350 N/100 mm
Maximum Crush Resistance (4.7 mm Diameter Cable)	1,000 N/100 mm
Minimum Bend Radius	10 x OD / 20 x OD

Note: Waveoptics® recommends storing cable in a proper temperature environment prior to installation to allow the cable temperature to meet installation temperature range specifications for best installation results.

Outer Jacket and Tight Buffer Material	Nominal Outer Diameter (mm) (in) (±5%)	Tensile Strength (N) (lbf) Long-Term/Short-Term	Cable Weight (kg/km) (lb/kft) (±10%)
PVC Riser	2.95 (0.12)	66 / 220 (15 / 49)	7.8 (5.2)
	4.7 (0.19)	132 / 440 (30 / 99)	21.6 (14.5)

# TECHNICAL DATA SHEET INDOOR - OUTDOOR CABLE

FOSPC-001-X-MDUXXR-FTXXX-US / 1 Fiber

## Printed Information on Outer Jacket for 2.95 mm

= /MONTH/YEAR/WAVEOPTICS OPTICAL CABLE ==MDU==/FIRE RATING/==2.95 mm==/FIBER TYPE/==01==/FEET/\* FT==/LOT #/=

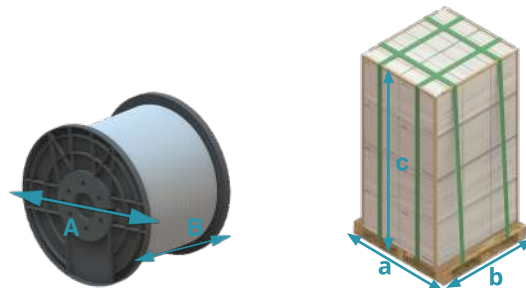
- Printed in white and resistant to physical tests on marking
- Marking interval: every 2 feet + 1%
- The marking can be changed according to customer requirements

## Printed Information on Outer Jacket for 4.7 mm

= /MONTH/YEAR/WAVEOPTICS OPTICAL CABLE ==MDU==/FIRE RATING/==4.7 mm==/FIBER TYPE/==01==/FEET/\* FT==/LOT #/=

- Printed in white and resistant to physical tests on marking
- Marking interval: every 2 feet + 1%
- The marking can be changed according to customer requirements

## Drum Dimensions and Pallet Packaging Information



Outer Jacket and Tight Buffer Material	Nominal Outer Diameter (mm)(in)(±5%)	Reel Length (ft) (±5%)	A (mm)(in) (±5%)	B (mm)(in) (±5%)	Drum and Pallet Total Weight (kg) (lb) (±10%)	Reel Qty. per Pallet	Total Packaging (±5%)		
							a (mm)(in)	b (mm)(in)	c (mm)(in)
PVC Riser	2.95 (0.12)	10,000	457 (18)	305 (12)	675 (1,487)	24	1,100 (43)	1,200 (48)	1,500 (61)
	4.7 (0.19)	3,200	457 (18)	305 (12)	658 (1,451)		1,100 (43)	1,200 (48)	1,500 (61)

Note 1: Please contact your sales agent for higher fiber counts or different drum lengths available.

Note 2: All documentation included in each drum of cable is in English, if a different language is needed, please contact your sales agent.

**All drums include:**

1. Drum handling instructions	4. End cable marking
2. Test report certificate	5. Both ends include end caps to protect against humidity
3. Product description (weight, dimensions, lot and part number)	

Folio EI-073-01-EN

Last Review 2/28/2023

# TECHNICAL DATA SHEET INDOOR - OUTDOOR CABLE

FOSPC-001-X-MDUXXXR-FTXXX-US / 1 Fiber

## Transmission Performance by Fiber Type

Fiber Type	Single Mode		
Waveoptics® Fiber Type	G657.A1	G657.A2	SM G657.B3
Waveoptics® Fiber Code	T	E	N
OFS® Fiber Type	-	-	-
OFS® Fiber Code	-	-	-
Wavelength (nm)	1310/1550		
Max.attn. (dB/km) (1)	0.36/0.25	0.4/0.3	0.4/0.3
Cable Marking Specifications	G657.A1	G657.A2	SM G657.B3
Notes: (1) Maximum attenuation after cabling process.			

## Part Number Configuration

# FOSPC-001-X-MDUXXXR-FTXXX-US

### Waveoptics® Fiber Type

T - SM G657.A1  
 E - SM G657.A2  
 N - SM G657.B3

### Outer Diameter

30 - 2.95 mm  
 48 - 4.7 mm

### Outer Jacket Material

R - PVC Riser UV

### Tight Buffer Material

R - PVC Riser

### Jacket Color

B13 - White  
 B14 - Black

### Optical Cable Compliance

US - Waveoptics® Standard

Note: Please contact your Waveoptics® distributor if you need any additional compliance or if you have questions about the part number configuration.

Folio EI-073-01-EN

Last Review 2/28/2023

[www.waveoptics.net](http://www.waveoptics.net)

[info@waveoptics.net](mailto:info@waveoptics.net)