

FTTH Figure 8 Drop Cable

FOSPC-00X-X-FTTXMF8-00XXX-EX / 1 - 4 Fibers

Applications



Indoor



Outdoor



Aerial



Duct Installation




Self-supporting



* Bend Insensitive



FTTx Cable



FTTH FIGURE 8 DROP UV RESISTANT STEEL MESSENGER 01F G657A1 FIBER MT

Protections



Flame Retardant



UV Resistant



Low Smoke Emission



LSZH Cable

Note: Applications marked with "*" are not applicable for G652.D cables.

Description

Waveoptics® FTTH Figure 8 Drop Cable is an economical, small factor, self-supporting cable, optimal for indoor/outdoor applications. The flat design offers easy stripping with no tools, simplifying the installation process.

For self-supporting applications, a galvanized steel messenger consisting of 7 steel wires with a total diameter of 1.2 mm is incorporated.

The optical fibers are positioned in the center of the cable, parallel KFRP's (Kevlar Fiber Reinforced Plastic) rods located on both sides as reinforcement against crushing and traction forces, protecting the fibers.

LSZH outer jacket offers great flame retardant properties, with low smoke and zero halogen materials, preventing it from being toxic, while providing UV and chemical resistance.

Quality

Waveoptics® is a ISO-9001:2015 certified company.

We meet or exceed the following international standards:

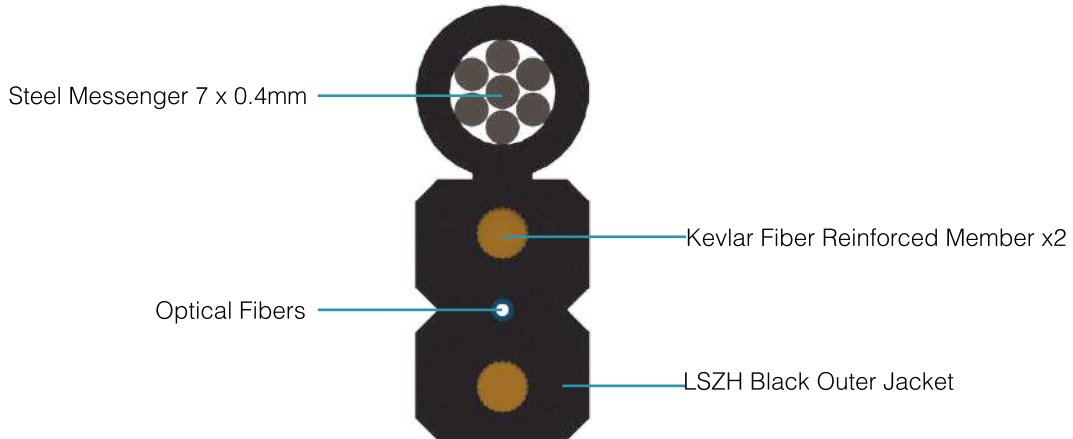
- Telcordia GR-20: Generic requirements for optical fiber and optical fiber cable.
- IEC 60794: Basic requirements for optical fiber and cable elements.
- ANSI/ICEAS-87-640: Standard for optical fiber outside plant communications cable.


Each Waveoptics® cable meets the highest quality standards in the industry and contains a compliance certificate in which the performed tests in our quality laboratory are physically attached.

TECHNICAL DATA SHEET OUTDOOR CABLE

FOSPC-00X-X-FTTXMF8-00XXX-EX / 1 - 4 Fibers

Dimensions & Properties



Design	
Fiber Count	1 - 4
Fiber Color Code	
Dielectric Strength Member (Diameter)	KFRP (0.58 mm / 0.023 in)
Messenger (Diameter)	Steel (1.20 mm / 0.047 in)
Outer Jacket Material / Color	LSZH / Black
Drum Length	1 km & 2 km (±5%)
Temperature Range	
Operation	-20°C to 70°C (-4° F to 158° F)
Installation	-40°C to 70°C (-40° F to 158° F)
Storage / Transport	-40°C to 70°C (-40° F to 158° F)
Mechanical Properties	
Tensile Strength (Long-Term / Short-Term)	Steel (300 N / 600 N)
Crush Resistance (Long-Term / Short-Term)	1,000 N / 100 mm / 2,200 N / 100 mm
Minimum Bend Radius (Operation / Installation)	10 x OD / 20 x OD

Note: Waveoptics® recommends storing cable in a proper temperature environment prior to installation to allow the cable temperature to meet installation temperature range specifications for best installation results.

Folio EI-086-01-EN

Last Review 5/3/2023

TECHNICAL DATA SHEET

OUTDOOR CABLE

FOSPC-00X-X-FTTXXMF8-00XXX-EX / 1 - 4 Fibers

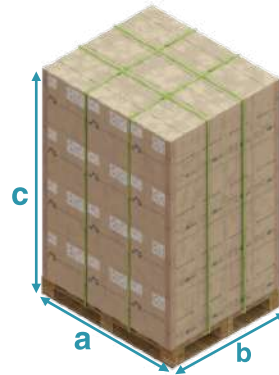

Dimensions & Properties

Fiber Count	Cable weight Steel Messenger (kg/km) (lb/kft)(±10%)	Nominal Outer Dimensions (mm) (in) (±5%)
1 - 4	18.9 (12.7)	5 x 2 (0.2 x 0.08)

Printed Information on Outer Jacket

=/MONTH//YEAR/WAVEOPTICS/OPTICAL CABLE==FTTXXMF8==  =/FIRE RATING//==/FIBERTYPE//==/FIBERCOUNT//==/FEET*/FT==/LOT#/=

- Printed in white and resistant to physical tests on marking
- Marking interval: every 1 meter + 1%
- The marking can be changed according to customer requirements



Fiber count	Reel Length (m) (ft) (±5%)	A (mm) (in) (±5%)	B (mm) (in) (±5%)	Reel Weight (kg) (lb) (±5%)	Pallet Capacity (m) (ft) (±5%)	a (mm) (in) (±5%)	b (mm) (in) (±5%)	c (mm) (in) (±5%)
STEEL MESSENGER								
1-4	1,000 (3,281)	310 (12)	300 (12)	22 (49)	24,000 (78,740)	1,010 (40)	1,219 (48)	2,000 (79)
1-4	2,000 (6,562)	450 (18)	350 (14)	44 (97)	48,000 (157,480)	1,010 (40)	1,219 (48)	2,000 (79)

Note 1: Please contact your sales agent for higher fiber counts or different drum lengths available.

Note 2: All documentation included in each drum of cable is in english, if a different language is needed, please contact your sales agent.

All drums include:*

1. Drum handling instructions
2. Test report certificate
3. Product description (weight, dimensions, lot and part number)
4. End cable marking
5. Both ends include end caps to protect against humidity

TECHNICAL DATA SHEET OUTDOOR CABLE

FOSPC-00X-X-FTTXXMF8-00XXX-EX / 1 - 4 Fibers

Transmission Performance by Fiber Type

Fiber Type	Single Mode			
Waveoptics Fiber Type	G652.D	G657.A1	G657.A2	G657.B3
Waveoptics Fiber Code	F	T	E	N
Wavelength (nm)	1310/1550			
Max.attn. (dB/km) (1)	0.36/0.25	0.36/0.25	0.36/0.25	0.36/0.25
Cable Marking Specifications	G652.D	G657.A1	G657.A2	G657.B3

Notes:

(1) Maximum attenuation after cabling process

Part Number Configuration

FOSPC-00X-X-FTTXXMF8-00XXX-EX

Fiber Count

01 - 1 Fiber
02 - 2 Fibers
04 - 4 Fibers

Waveoptics® Fiber Type

F - SM G652.D
T - SM G657.A1
E - SM G657.A2
N - SM G657.B3

Messenger / Strength Member / Drum Length

C5E - Steel / KFRP / 1,000 m
C15 - Steel / KFRP / 2,000 m

Optical Cable Compliance

EX - Waveoptics® Slim Standard

Note: please contact your Waveoptics® distributor if you need any additional compliance or if you have questions about the part number configuration.