



Loose Tube Single-Armored Single-Jacket Slim Cable Gel-Filled / PBT

FOSPC-XXX-X-SJSA-FT002-EX / 2-432 Fibers

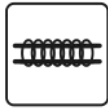
Applications



Outdoor



Duct Installation



Lashed



Direct-buried

Protections



Water Blocking



UV Resistant




Crush Resistant



Impact Resistant



Rodent Deterrent



LOOSE TUBE SINGLE-ARMORED SINGLE-JACKET SLIM CABLE GEL-FILLED 72F G652.D FIBER FT

Description

Waveoptics® Loose Tube Single-Armored Single-Jacket Slim Cable gel-filled is designed for direct-buried installation, as well as for duct and aerial (lashed) installation.

Loose tubes are made of PBT which provide great mechanical properties under a wide range of conditions such as crush test and impact test, and are filled with water blocking gel.

PE single jacket with additives makes a resistant, durable and easy to strip cable, providing superior protection against UV radiation, fungus, abrasion and other environmental factors.

The SZ-stranded method for loose tubes and two ripcords ensure a quick and easy mid-span access.

Dielectric central strength member requires no bonding or grounding.

Corrugated steel armor makes a rugged cable rodent deterrent and offers exceptional performance against compression.

Quality

Waveoptics® is a ISO-9001:2015 certified company.

We meet or exceed the following international standards:

- Telcordia GR-20: Generic requirements for optical fiber and optical fiber cable.
- IEC 60794: Basic requirements for optical fiber and cable elements.
- ANSI/ICEA S-87-640: Standard for optical fiber outside plant communications cable.

Each Waveoptics® cable meets the highest quality standards in the industry and contains a compliance certificate in which the performed tests in our quality laboratory are physically attached.

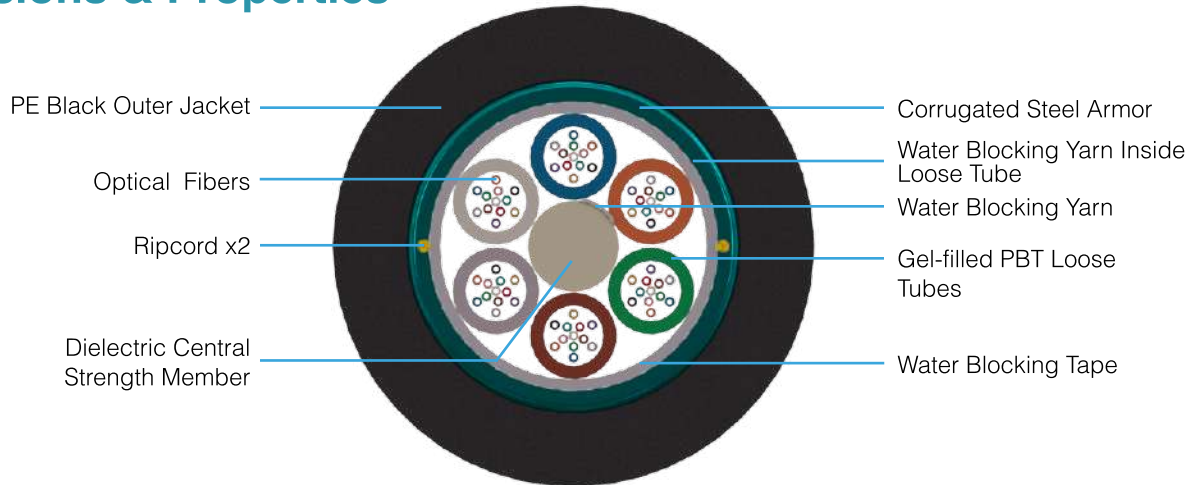
Folio PE-077-01-EN


Last Review 7/13/2023

TECHNICAL DATA SHEET OUTDOOR CABLE

FOSPC-XXX-X-SJSA-FT002-EX / 2-432 Fibers

Dimensions & Properties



Design	
Fiber per Tube	2 - 12
Fiber Color Code / Loose Tube Color Code	
Dielectric Central Strength Member	FRP
Outer Jacket Material / Thickness	Polyethylene / 1.6 mm (0.06 in)
Loose Tube Material / Diameter	PBT / 1.9 mm (0.07 in)
Drum Length	5,000 ft, 10,000 ft, 15,000 ft & 20,000 ft (±5%)
Temperature Range	
Operation	-40°C to 70°C (-40° F to 158° F)
Installation	-30°C to 70°C (-22° F to 158° F)
Storage / Transport	-40°C to 70°C (-40° F to 158° F)
Mechanical Properties	
Crush Resistance (Short-Term / Long-Term)	4,400 N/100 mm / 2,200 N/100 mm
Minimum Bend Radius (Operation / Installation)	10 x OD / 20 x OD

Note: Waveoptics® recommends storing cable in a proper temperature environment prior to installation to allow the cable temperature to meet installation temperature range specifications for best installation results.

Folio PE-077-01-EN

Last Review 7/13/2023

TECHNICAL DATA SHEET

OUTDOOR CABLE

FOSPC-XXX-X-SJSA-FT002-EX / 2-432 Fibers

Dimensions & Properties

Fiber Count	Loose Tube / Fillers	Cable Weight (kg/km) (lb/kft) (±10%)	Tensile Strength (N) (lbf) Long-Term/Short-Term	Nominal Outer Dimensions (mm) (in) (±5%)	Dielectric Central Strength Member Diameter (in) (Without PE / With PE)
2 - 12	1/5	111 (75)	600 / 2,000 (135/450)	10.7 (0.42)	2 (0.08)
24	2/4	111 (75)	600 / 2,000 (135/450)	10.7 (0.42)	2 (0.08)
36	3/3	111 (75)	600 / 2,000 (135/450)	10.7 (0.42)	2 (0.08)
48	4/2	111 (75)	600 / 2,000 (135/450)	10.7 (0.42)	2 (0.08)
60	5/1	111 (75)	600 / 2,000 (135/450)	10.7 (0.42)	2 (0.08)
72	6/0	111 (75)	600 / 2,000 (135/450)	10.7 (0.42)	2 (0.08)
96	8/0	136 (91)	600 / 2,000 (135/450)	11.9 (0.47)	3 / 2 (0.13)
144	12/0	188 (126)	600 / 2,000 (135/450)	14.2 (0.56)	3 / 5.5 (0.12 / 0.22)
192	16/2	195 (131)	600 / 2,000 (135/450)	15 (0.59)	2 (0.08)
216	18/0	195 (131)	600 / 2,000 (135/450)	15 (0.59)	2 (0.08)
288	24/0	247 (166)	600 / 2,000 (135/450)	16.7 (0.66)	2.6 / 3.7 (0.1 / 0.15)
432	36/0	307 (206)	600 / 2,000 (135/450)	19.3 (0.76)	2 (0.08)

Printed Information on Outer Jacket

= /MONTH//YEAR/ WAVEOPTICS OPTICAL CABLE = =SJSA= =  = = /FIBER TYPE/= = /FIBER COUNT/= = /FEET*/ FT= = /LOT# / =

- Printed in white and resistant to physical tests on marking
- Marking interval: every 2 feet + 1%
- The marking can be changed according to customer requirements

Folio PE-077-01-EN

Last Review 7/13/2023

www.waveoptics.net

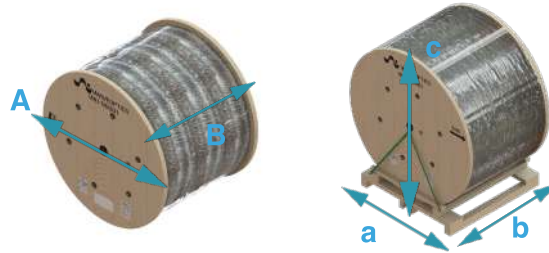
info@waveoptics.net

TECHNICAL DATA SHEET

OUTDOOR CABLE

FOSPC-XXX-X-SJSA-FT002-EX / 2-432 Fibers

Drum Dimensions and Pallet Packaging Information



Drum Length (ft) (m) (±5%)	Fiber Count	A (mm) (in) (±5%)	B (mm) (in) (±5%)	Drum and Pallet Total Weight (kg) (lb) (±10%)	Total Packaging(±5%)		
					(mm) ^a (in)	(mm) ^b (in)	(mm) ^c (in)
5,000 (1,524)	2 - 72	1,000 (39)	780 (31)	278 (613)	965 (38)	914 (36)	1,121 (44)
	96	1,000 (39)	780 (31)	316 (697)	965 (38)	914 (36)	1,121 (44)
	144	1,150 (45)	930 (37)	423 (933)	965 (38)	1,067 (42)	1,271 (50)
	196 - 216	1,150 (45)	930 (37)	433 (955)	965 (38)	1,067 (42)	1,271 (50)
	288	1,200 (47)	980 (39)	528 (1,164)	1,016 (40)	1,168 (46)	1,340 (53)
	432	1,250 (49)	1,100 (43)	635 (1,395)	1,219 (48)	1,219 (48)	1,390 (55)
10,000 (3,048)	2 - 72	1,150 (45)	930 (37)	474 (1,045)	965 (38)	1,067 (42)	1,271 (50)
	96	1,200 (47)	980 (39)	566 (1,248)	1,016 (40)	1,168 (46)	1,340 (53)
	144	1,200 (47)	1,100 (43)	731 (1,612)	1,219 (48)	1,219 (48)	1,340 (53)
	196 - 216	1,300 (51)	1,080 (43)	763 (1,682)	1,219 (48)	1,219 (48)	1,440 (57)
	288	1,650 (65)	1,100 (43)	1,005 (2,216)	1,219 (48)	1,219 (48)	1,790 (70)
	432	1,650 (65)	1,100 (43)	1,188 (2,619)	1,219 (48)	1,219 (48)	1,790 (70)
15,000 (4,572)	2 - 72	1,300 (51)	1,080 (43)	675 (1,488)	1,219 (48)	1,219 (48)	1,440 (57)
	96	1,250 (49)	1,100 (43)	874 (1,927)	1,219 (48)	1,219 (48)	1,390 (55)
	144	1,650 (65)	1,100 (43)	1,112 (2,471)	1,219 (48)	1,219 (48)	1,790 (71)
	196 - 216	1,650 (65)	1,100 (43)	1,144 (2,522)	1,219 (48)	1,219 (48)	1,790 (71)
	288	1,770 (70)	1,100 (43)	1,405 (3,098)	1,219 (48)	1,219 (48)	1,910 (75)
	432	1,950 (77)	1,100 (43)	1,740 (3,836)	1,219 (48)	1,219 (48)	2,090 (82)
20,000 (6,096)	2 - 72	1,300 (51)	1,080 (43)	846 (1,865)	1,219 (48)	1,219 (48)	1,440 (57)
	96	1,650 (65)	1,100 (43)	1,081 (2,383)	1,219 (48)	1,219 (48)	1,790 (70)
	144	1,770 (70)	1,100 (43)	1,422 (3,135)	1,219 (48)	1,219 (48)	1,910 (75)
	196 - 216	1,770 (70)	1,100 (43)	1,452 (3,201)	1,219 (48)	1,219 (48)	1,910 (75)
	288	1,950 (77)	1,100 (43)	1,842 (4,061)	1,219 (48)	1,219 (48)	2,090 (82)

Note 1: Please contact your sales agent for higher fiber counts or different drum lengths available.

Note 2: All documentation included in each drum of cable is in english, if a different language is needed, please contact your sales agent.

All drums include:*

1. Drum handling instructions
2. Test report certificate
3. Product description (weight, dimensions, lot and part number)
4. End cable marking
5. Both ends include end caps to protect against humidity

Folio PE-077-01-EN

Last Review 7/13/2023

www.waveoptics.net

info@waveoptics.net

TECHNICAL DATA SHEET OUTDOOR CABLE

FOSPC-XXX-X-SJSA-FT002-EX / 2-432 Fibers

Transmission Performance by Fiber Type

Fiber Type	Single Mode			
Waveoptics® Fiber Type	G652.D	G657.A1	G657.A2	G655.C
Waveoptics® Fiber Code	F	T	E	G
OFS® Fiber Type	G652.D	-	-	-
OFS® Fiber Code	1	-	-	-
Wavelength (nm)	1310/1550			1550/1625
Max.attn. (dB/km) (1)	0.36/0.25	0.36/0.25	0.4/0.3	0.25/0.27
Min. Bandwidth (MHz*km) (2)	-			
1-Gigabit Ethernet Distance (m) (3)	-			
10-Gigabit Ethernet Distance (m) (4)	-			
40/100-Gigabit Ethernet Distance (m) (5)	-			
Cable Marking Specifications	G652.D	G657.A1	G657.A2	G655.C

Notes:

(1) Maximum attenuation after cabling process

Part Number Configuration

FOSPC-XXX-X-SJSA-FT002-EX

Fiber Count		Waveoptics® Fiber Type	OFS® Fiber Type	Optical Cable Compliance
002 - 2 Fibers	072 - 72 Fibers	F - SM G652.D	1 - SM G652.D	EX - Waveoptics® Slim Standard
004 - 4 Fibers	096 - 96 Fibers	T - SM G657.A1		
006 - 6 Fibers	144 - 144 Fiber	E - SM G657.A2		
008 - 8 Fibers	192 - 192 Fibers	G - SM G655.C		
012 - 12 Fibers	216 - 216 Fibers			
024 - 24 Fibers	288 - 288 Fibers			
036 - 36 Fibers	432 - 432 Fibers			
048 - 48 Fibers				
060 - 60 Fibers				

Note: please contact your Waveoptics® distributor if you need any additional compliance or if you have questions about the part number configuration.

Folio PE-077-01-EN

Last Review 7/13/2023

www.waveoptics.net

info@waveoptics.net