



Loose Tube Flat FRP Armored Double Jacket Slim Cable / PBT

FOSPC-XXX-X-ADSADJ-FT003-EX / 2-432 Fibers

Description

Waveoptics Loose Tube Flat FRP Armored Double Jacket Slim Cable is designed for duct, direct-buried and aerial (lashed) installation. Reduced weight design and smaller diameter allows the usage of smaller ducts.


Loose tubes are made of PBT which provide great mechanical properties under a wide range of conditions such as crush test and impact test, and are filled with water blocking gel.

PE double jacket with additives makes a resistant and durable cable, providing superior protection against UV radiation, fungus, abrasion and other environmental factors.

The SZ-stranded method for loose tubes and four ripcords ensure a quick and easy mid-span access.

Dielectric central strength member requires no bonding or grounding.

Fully dielectric, double jacket design with a laminated fiberglass armor that provides improved mechanical properties and protection against rodents.



LT FLAT FRP ARMORED DJ SLIM CABLE
288F G652D DFT003 S EX

Quality

Waveoptics is a ISO-9001: 2015 certified company.

We meet or exceed the following international standards:


- Telcordia GR-20: Generic requirements for optical fiber and optical fiber cable.
- IEC 60794: Basic requirements for optical fiber and cable elements.
- ANSI/ICEA S-87-640: Standard for optical fiber outside plant communications cable.


Each Waveoptics cable meets the highest quality standards in the industry and contains a compliance certificate in which the performed tests in our quality laboratory are physically attached.


Applications:



Protections:



FOSPC-XXX-X-ADSADJ-FT003-EX / 2-432 fibers
Dimensions and Properties


Design	
Fiber per tube	2 - 12
Fiber color code / loose tube color code	
Dielectric central strength member	FRP
Outer jacket material / thickness	Polyethylene / 1.6 mm (0.06 in)
Inner jacket material / thickness	Polyethylene / 0.8 mm (0.03 in)
Loose tube material / diameter	PBT / 1.9 mm (0.07 in)
Drum length	10,000 ft, 15,000 ft & 20,000 ft (±5%)
Temperature range	
Operation	-40°C to 70°C (-40°F to 158°F)
Installation	-30°C to 70°C (-22°F to 158°F)
Storage / transport	-40°C to 70°C (-40°F to 158°F)
Mechanical properties	
Crush resistance (short-term / long-term)	3,000 N/100mm / 1,500 N/100mm
Minimum bend radius (operation / installation)	10 x OD / 20 x OD

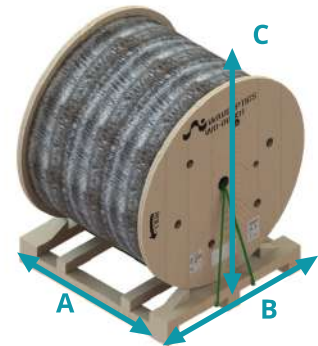


Note: Waveoptics recommends storing cable in a proper temperature environment prior to installation to allow the cable temperature to meet installation temperature range specifications for best installation results.

Fiber count	Loose tube / fillers	Cable weight (kg/km) (lb/kft) (±10%)	Tensile strength (N) (lbf) long-term / short-term	Nominal outer diameter (mm) (in) (±5%)	Dielectric central strength member diameter (mm) (in) (Without PE / With PE)
2 - 12	1/5	225 (151)	890 / 2,700 (200/607)	14.3 (0.56)	2 (0.08)
24	2/4	225 (151)	890 / 2,700 (200/607)	14.3 (0.56)	2 (0.08)
36	3/3	225 (151)	890 / 2,700 (200/607)	14.3 (0.56)	2 (0.08)
48	4/2	225 (151)	890 / 2,700 (200/607)	14.3 (0.56)	2 (0.08)
60	5/1	225 (151)	890 / 2,700 (200/607)	14.3 (0.56)	2 (0.08)
72	6/0	225 (151)	890 / 2,700 (200/607)	14.3 (0.56)	2 (0.08)
96	8/0	266 (179)	890 / 2,700 (200/607)	15.4 (0.61)	3.2 (0.13)
144	12/0	343 (231)	890 / 2,700 (200/607)	17.7 (0.7)	3 / 5.5 (0.12 / 0.22)
192	16/2	351 (236)	890 / 2,700 (200/607)	18.4 (0.72)	2 (0.08)
216	18/0	351 (236)	890 / 2,700 (200/607)	18.4 (0.72)	2 (0.08)
288	24/0	427 (287)	890 / 2,700 (200/607)	20.1 (0.79)	2.6 / 3.7 (0.1 / 0.15)
432	36/0	517 (347)	890 / 2,700 (200/607)	22.6 (0.89)	2 (0.08)

Printed Information on Outer Jacket
FOSPC-XXX-X-ADSADJ-FT003-EX / 2-432 fibers

=/MONTH//YEAR/ WAVEOPTICS = =ADSADJ = =/FIBER TYPE/= =/FIBER COUNT/= =/FEET*/ FT = =/LOT #/=

- Printed in white and resistant to physical tests on marking.
- Marking interval: every 2 feet + 1% or 1 meter + 1%.
- The marking can be changed according to customer requirements.
- *The standard marking interval is every 2 feet, in case the marking requirement is in meters, a notification on the purchase order would be necessary.

Drum Dimensions and Pallet Packaging Information


Drum length (ft) (m) (±5%)	Fiber count	A (mm) (in) (±5%)	B (mm) (in) (±5%)	Drum and pallet total weight (kg) (lb) (±10%)	Total packaging (±5%)		
					A (mm) (in)	B (mm) (in)	C (mm) (in)
10,000 (3,048)	2 - 72	1,350 (53)	1,130 (44)	842 (1,856)	1,270 (50)	1,350 (53)	1,528 (60)
	96	1,450 (57)	1,130 (44)	1,002 (2,209)	1,270 (50)	1,450 (57)	1,628 (64)
	144	1,600 (63)	1,226 (48)	1,326 (2,924)	1,270 (50)	1,600 (63)	1,778 (70)
	192 - 216	1,650 (65)	1,226 (48)	1,366 (3,011)	1,270 (50)	1,650 (65)	1,828 (72)
	288	1,850 (73)	1,225 (48)	1,652 (3,643)	1,270 (50)	1,850 (73)	2,028 (80)
	432	1,900 (75)	1,376 (54)	1,945 (4,289)	1,470 (58)	1,900 (75)	2,078 (82)
15,000 (4,572)	2 - 72	1,600 (63)	1,226 (48)	1,310 (2,887)	1,270 (50)	1,600 (63)	1,778 (70)
	96	1,900 (75)	1,376 (54)	1,586 (3,496)	1,470 (58)	1,900 (75)	2,078 (82)
	144	1,900 (75)	1,376 (54)	1,938 (4,272)	1,470 (58)	1,900 (75)	2,078 (82)
20,000 (6,096)	2 - 72	1,850 (73)	1,225 (48)	1,723 (3,798)	1,270 (50)	1,850 (73)	2,028 (80)

Note 1: please contact your sales agent for higher fiber counts or different drum lengths available.

*Note 2: all documentation included in each drum of cable is in english, if a different language is needed, please contact your sales agent.

All drums include*:

- 1.- Drum handling instructions.
- 2.- Test report certificate.

3.- Product description (weight, dimensions, lot and part number).

4.- End cable marking.

5.- Both ends include end caps to protect against humidity.

Transmission Performance by Fiber Type
FOSPC-XXX-X-ADSADJ-FT003-EX / 2-432 fibers

Fiber type	Single Mode				Multi Mode			
Waveoptics fiber type	G652.D	G657.A1	G657.A2	G655.C	OM1	OM2	OM3	OM4
Waveoptics fiber code	F	T	E	G	B	L	M	P
OFS® fiber type	G652.D	AllWave® FLEX	AllWave® FLEX+	TrueWave® LA	62.5 um Laser Optimized	50 um Graded Index	LaserWave® FLEX 300	LaserWave® FLEX 550
OFS® fiber code	1	2	3	7	5	8	9	0
Wavelength (nm)	1310/1550			1550/1625	850/1300			
Max. attn. (dB/km) (1)	0.35/0.25	0.35/0.25	0.35/0.25	0.25/0.27	3.4/1	3/1		
Min. bandwidth (MHz*km) (2)	-				200/500	750/500	1500/500	3500/500
1-Gigabit ethernet distance (m) (3)	-				300	750	> 550	> 550
10-Gigabit ethernet distance (m) (4)	-				-	150	300	400
40/100-Gigabit ethernet distance (m) (5)	-				-	-	100/70	150/100
Cable marking specifications	G652.D	G657.A1	G657.A2	G655.C	OM1	OM2	OM3	OM4

Notes:
 (1) Maximum attenuation after cabling process.
 (2) OFL (overfilled launch) bandwidth measurement.
 (3) 1-Gb/s at 850 nm transmissions based on IEEE 802.3z test protocol.
 (4) 10-Gb/s at 850 nm transmissions based on IEEE 802.3ae test protocol.
 (5) 40/100-Gb/s at 850 nm transmissions based on IEEE P802.3ba test protocol.
 *For more information about the optical fibers, consult the corresponding data sheets.

Part Number Configuration
FOSPC-XXX-X-ADSADJ-FT003-EX
Fiber count

- 002 - 2 fibers
- 004 - 4 fibers
- 006 - 6 fibers
- 008 - 8 fibers
- 012 - 12 fibers
- 024 - 24 fibers
- 036 - 36 fibers
- 048 - 48 fibers
- 060 - 60 fibers
- 072 - 72 fibers
- 096 - 96 fibers
- 144 - 144 fibers
- 192 - 192 fibers
- 216 - 216 fibers
- 288 - 288 fibers
- 432 - 432 fibers

Waveoptics fiber type

- F - SM G652.D
- T - SM G657.A1
- E - SM G657.A2
- G - SM G655.C
- B - MM OM1
- L - MM OM2 TRUE BEND
- M - MM OM3 TRUE BEND
- P - MM OM4 TRUE BEND

OFS® fiber type

- 1 - SM G652.D
- 2 - AllWave® FLEX
- 3 - AllWave® FLEX+
- 7 - TrueWave® LA
- 5 - 62.5 um Laser Optimized
- 8 - 50 um Graded Index
- 9 - LaserWave® FLEX 300
- 0 - LaserWave® FLEX 550

Optical cable compliance

EX - Waveoptics slim design

Note: please contact your Waveoptics distributor if you need any additional compliance or if you have questions about the part number configuration.