



Loose Tube Double-Armored Double-Jacket Cable Dry / PP

FOSPC-XXX-X-DJDAD-FT000-US/ 2 - 216 Fibers

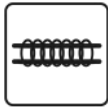
Applications



Outdoor



Duct Installation



Lashed



Direct-buried



Protections



UV Resistant



Water Blocking



Crush Resistant



Rodent Deterrent



Impact Resistant

LOOSE TUBE DOUBLE-ARMORED DOUBLE-JACKET CABLE DRY 72F G652.D FIBER FT

Description

Waveoptics® Loose Tube Double-Armored Double-Jacket Cable Dry is designed for direct-buried installation, as well as for duct and aerial (lashed) installation.

Loose tubes made of PP are more flexible and allow an easier installation and routing. Dry water blocking technology allows a cleaner and quicker installation as well as a cost-friendly cable preparation.

PE double jacket with additives makes a resistant, durable and easy to strip cable, providing superior protection against UV radiation, fungus, abrasion and other environmental factors.

The SZ-stranded method for loose tubes and four ripcords ensure a quick and easy mid-span access.

Dielectric central strength member requires no bonding or grounding.

Corrugated steel armor makes a rugged cable and offers exceptional performance against compression. Double-armed design offers superior protection against rodents.

Quality

Waveoptics® is a ISO-9001:2015 certified company.

We meet or exceed the following international standards:

- Telcordia GR-20: Generic requirements for optical fiber and optical fiber cable.
- IEC 60794: Basic requirements for optical fiber and cable elements.
- ANSI/ICEA S-87-640: Standard for optical fiber outside plant communications cable.

Each Waveoptics® cable meets the highest quality standards in the industry and contains a compliance certificate in which the performed tests in our quality laboratory are physically attached.

Folio PE-416-01-EN

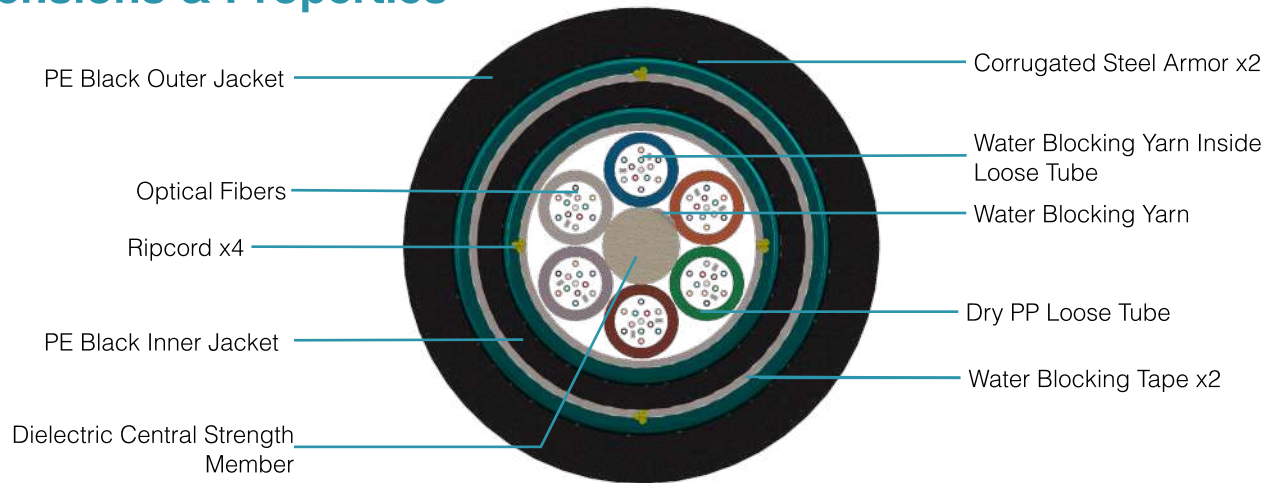
Last Review 7/20/2023


TECHNICAL DATA SHEET

OUTDOOR CABLE

FOSPC-XXX-X-DJDAD-FT000-US/ 2 - 216 Fibers

Dimensions & Properties



Design	
Fiber per Tube	2 - 12
Fiber Color Code / Loose Tube Color Code	
Dielectric Central Strength Member	FRP
Outer Jacket Material / Thickness	Polyethylene / 1.6 mm (0.06 in)
Inner Jacket Material / Thickness	Polyethylene / 0.8 mm (0.03 in)
Loose Tube Material / Diameter	PP / 2.5 mm (0.1 in)
Drum Length	10,000 ft, 15,000 ft & 20,000 ft (±5%)
Temperature Range	
Operation	-40°C to 70°C (-40° F to 158° F)
Installation	-30°C to 70°C (-22° F to 158° F)
Storage / Transport	-40°C to 70°C (-40° F to 158° F)
Mechanical Properties	
Crush Resistance (Short-Term / Long-Term)	4,400 N/100 mm / 2,200 N/100 mm
Minimum Bend Radius (Operation / installation)	10 x OD / 20 x OD

Note: Waveoptics® recommends storing cable in a proper temperature environment prior to installation to allow the cable temperature to meet installation temperature range specifications for best installation results.

Folio PE-416-01-EN

Last Review 7/20/2023

TECHNICAL DATA SHEET OUTDOOR CABLE

FOSPC-XXX-X-DJDAD-FT000-US/ 2 - 216 Fibers

Dimensions & Properties

Fiber Count	Loose Tube / Fillers	Cable Weight (kg/km) (lb/kft) (±10%)	Tensile Strength (N) (lbf) Long-Term/Short-Term	Nominal Outer Dimensions (mm) (in) (±5%)	Dielectric Central Strength Member Diameter (in) (Without PE / With PE)
2 - 12	1/5	262 (176)	890/2,700 (200/607)	15.8 (0.62)	2.6 (0.1)
24	2/4	262 (176)	890/2,700 (200/607)	15.8 (0.62)	2.6 (0.1)
36	3/3	262 (176)	890/2,700 (200/607)	15.8 (0.62)	2.6 (0.1)
48	4/2	262 (176)	890/2,700 (200/607)	15.8 (0.62)	2.6 (0.1)
60	5/1	262 (176)	890/2,700 (200/607)	15.8 (0.62)	2.6 (0.1)
72	6/0	262 (176)	890/2,700 (200/607)	15.8 (0.62)	2.6 (0.1)
96	8/0	286 (192)	890/2,700 (200/607)	17.4 (0.69)	3/4.2 (0.12 / 0.17)
144	12/0	380 (255)	890/2,700 (200/607)	20.6 (0.81)	3/7.4 (0.12 / 0.29)
192	16/2	395 (266)	890/2,700 (200/607)	21.3 (0.84)	2.6 (0.1)
216	18/0	395 (266)	890/2,700 (200/607)	21.3 (0.84)	2.6 (0.1)

Printed Information on Outer Jacket

= /MONTH//YEAR/ WAVEOPTICS OPTICAL CABLE = = DJDAD= =PP = =  = = /FIBER TYPE/= = /FIBER COUNT/= = /FEET*/ FT= = /LOT# / =

- Printed in white and resistant to physical tests on marking
- Marking interval: every 2 feet + 1%
- The marking can be changed according to customer requirements

Folio PE-416-01-EN

Last Review 7/20/2023

www.waveoptics.net

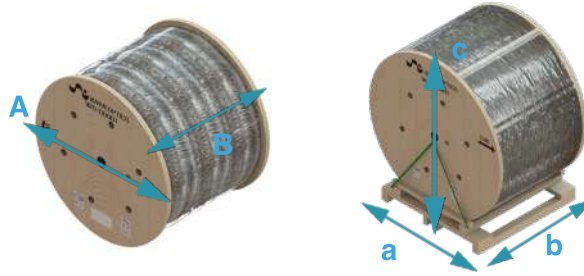
info@waveoptics.net

TECHNICAL DATA SHEET

OUTDOOR CABLE

FOSPC-XXX-X-DJDAD-FT000-US/ 2 - 216 Fibers

Drum Dimensions and Pallet Packaging Information



Drum Length (ft) (m) (±5%)	Fiber Count	A (mm) (in) (± 5%)	B (mm) (in) (± 5%)	Drum and Pallet Total Weight (kg) (lb) (± 10%)	Total Packaging (± 5%)		
					a (mm) (in)	b (mm) (in)	c (mm) (in)
10,000 (3,048)	2 -72	1,470 (58)	1,100 (43)	983 (2,167)	1,219 (48)	1,219 (48)	1,610 (63)
	96	1,650 (65)	1,100 (43)	1,094 (2,412)	1,219 (48)	1,219 (48)	1,790 (70)
	144	1,770 (70)	1,100 (43)	1,421 (3,134)	1,219 (48)	1,219 (48)	1,910 (75)
	192-216	1,770 (70)	1,100 (43)	1,467 (3,235)	1,219 (48)	1,219 (48)	1,910 (75)
15,000 (4,572)	2 - 72	1,650 (65)	1,100 (43)	1,420 (3,131)	1,219 (48)	1,219 (48)	1,790 (70)
	96	1,770 (70)	1,100 (43)	1,571 (3,463)	1,219 (48)	1,219 (48)	1,910 (75)
	144	1,950 (77)	1,100 (43)	2,036 (4,490)	1,219 (48)	1,219 (48)	2,090 (82)
20,000 (6,096)	2 - 72	1,770 (70)	1,100 (43)	1,860 (4,102)	1,219 (48)	1,219 (48)	1,910 (75)
	96	1,950 (77)	1,100 (43)	2,042 (4,504)	1,219 (48)	1,219 (48)	2,090 (82)

Note 1: Please contact your sales agent for higher fiber counts or different drum lengths available.

Note 2: All documentation included in each drum of cable is in english, if a different language is needed, please contact your sales agent.

All drums include:*

1. Drum handling instructions
2. Test report certificate
3. Product description (weight, dimensions, lot and part number)
4. End cable marking
5. Both ends include end caps to protect against humidity

Folio PE-416-01-EN

Last Review 7/20/2023

www.waveoptics.net

info@waveoptics.net

TECHNICAL DATA SHEET OUTDOOR CABLE

FOSPC-XXX-X-DJDAD-FT000-US/ 2 - 216 Fibers

Transmission Performance by Fiber Type

Fiber Type	Single Mode			
Waveoptics® Fiber Type	G652.D	G657.A1	G657.A2	G655.C
Waveoptics® Fiber Code	F	T	E	G
OFS® Fiber Type	G652.D	-	-	-
OFS® Fiber Code	1	-	-	-
Wavelength (nm)	1310/1550			1550/1625
Max. attn. (dB/km) (1)	0.36/0.25	0.36/0.25	0.4/0.3	0.25/0.27
Min. Bandwidth (MHz*km) (2)	-			
1-Gigabit Ethernet Distance (m) (3)	-			
10-Gigabit Ethernet Distance (m) (4)	-			
40/100-Gigabit Ethernet Distance (m) (5)	-			
Cable Marking Specifications	G652.D	G657.A1	G657.A2	G655.C
Notes: (1) Maximum attenuation after cabling process				

Part Number Configuration

FOSPC-XXX-X-DJDAD-FT000-US

Fiber Count

001 - 1 Fiber
 002 - 2 Fibers
 004 - 4 Fibers
 006 - 6 Fibers
 008 - 8 Fibers
 012 - 12 Fibers
 024 - 24 Fibers
 036 - 36 Fibers
 048 - 48 Fibers
 060 - 60 Fibers
 072 - 72 Fibers
 096 - 96 Fibers
 144 - 144 Fibers
 192 - 192 Fibers
 216 - 216 Fibers

Waveoptics® Fiber Type

F - SM G652.D
 T - SM G657.A1
 E - SM G657.A2
 G - SM G655.C

OFS® Fiber Type

1 - SM G652.D

Optical Cable Compliance

US - Waveoptics® Standard

Note: please contact your Waveoptics® distributor if you need any additional compliance or if you have questions about the part number configuration.

Folio PE-416-01-EN

Last Review 7/20/2023