



Loose Tube All-Dielectric Cable Gel-Filled / PBT

FOSPC-XXX-X-SJAD-FT002-US/ 192-432 Fibers

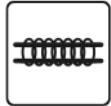
Applications



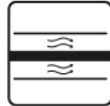
Outdoor




Duct Installation



Lashed



Air Blown Fiber



LOOSE TUBE ALL-DIELECTRIC CABLE GEL-FILLED
288F G652D FIBER FT

Protections



Water Blocking



UV Resistant

Description

Waveoptics® Loose tube all-dielectric cables are the most commonly-deployed outdoor cables, because of its price and its installation flexibility, since these cables can be installed both in aerial (lashed) installations as well as in ducts through the following techniques: air-blown, jetted or pulled into a duct.

Loose tubes are made of PBT which provide great mechanical properties under a wide range of conditions such as crush test and impact test, and are filled with water blocking gel.

PE single jacket with additives makes a resistant, durable and easy to strip cable, providing superior protection against UV radiation, fungus, abrasion and other environmental factors.

The SZ-stranded method for loose tubes and two ripcords ensure a quick and easy mid-span access.

Dielectric central strength member requires no bonding or grounding.

Quality

Waveoptics® is a ISO-9001:2015 certified company.

We meet or exceed the following international standards:

- Telcordia GR-20: Generic requirements for optical fiber and optical fiber cable.
- IEC 60794: Basic requirements for optical fiber and cable elements.
- ANSI/ICEA S-87-640: Standard for optical fiber outside plant communications cable.

Each Waveoptics® cable meets the highest quality standards in the industry and contains a compliance certificate in which the performed tests in our quality laboratory are physically attached.

Folio PE-389-01-EN
Last Review 11/16/2021



WAVEOPTICS

TECHNICAL DATA SHEET

OUTDOOR CABLE

Dimensions & Properties

FOSPC-XXX-X-SJAD-FT002-US / 192-432 Fibers



Design	
Fiber per Tube	2 - 12
Fiber Color Code	
Dielectric Central Strength Member	FRP
Outer Jacket Material / Thickness	Polyethylene / 1.5 mm (0.06 in)
Loose Tube Material / Diameter	PBT / 2.5 mm (0.1 in)
Drum Length	10,000 ft, 15,000 ft & 20,000 ft (+5%)
Temperature Range	
Operation	40°C to 70°C (-40° F to 158° F)
Installation	-30°C to 70°C (-22° F to 158° F)
Storage / Transport	-40°C to 70°C (-40° F to 158° F)
Mechanical Properties	
Crush Resistance (short-term / long-term)	2,200 N / 100 mm / 1,100 N / 100mm
Minimum Bend Radius (operation / installation)	10 x OD / 20 x OD

Note: Waveoptics® recommends storing cable in a proper temperature environment prior to installation to allow the cable temperature to meet installation temperature range specifications for best installation results.



WAVEOPTICS

TECHNICAL DATA SHEET

OUTDOOR CABLE

FOSPC-XXX-X-SJAD-FT002-US / 192-432 Fibers

Fiber Count	Cable Weight (kg/km) (lb/kft) (±10%)	Tensile Strength (N)(lbf) long-term/ short-term	Nominal Outer Dimensions (mm) (in) (±5%)	Dielectric Central Strength Member Diameter (mm) (in) (Without PE /with PE)
192-216	205 (138)	890 / 2,700 (200/607)	16.6 (0.65)	2.6 (0.1)
288	272 (183)	890 / 2,700 (200/607)	19 (0.75)	3 / 5 (0.12 / 0.2)
432	354 (238)	890 / 2,700 (200/607)	22.1 (0.87)	2.6 (0.1)

Printed Information on Outer Jacket

= /MONTH//YEAR/ WAVEOPTICS OPTICAL CABLE + == SJAD ==  == /FIBERTYPE/= = /FIBERCOUNT/= = /FEET*/ FT= = /LOT# / =

- Printed in white and resistant to physical tests on marking
- Marking interval: every 2 feet + 1%
- The marking can be changed according to customer requirements




WAVEOPTICS

TECHNICAL DATA SHEET

OUTDOOR CABLE

FOSPC-XXX-X-SJAD-FT002-US / 192-432 Fibers

Drum Dimensions and Pallet Packaging Information



Drum Length (ft) (m) (+5%)	Fiber Count	A (mm) (in) (± 5%)	B (mm) (in) (± 5%)	Drum and Pallet Total weight (kg) (lb) (± 10%)	Total Packaging (± 5%)		
					a (mm) (in)	b (mm) (in)	c (mm) (in)
10,000 (3,048)	192-216	1,650 (65)	1,000 (39)	877 (1,934)	1,650 (65)	1,219 (48)	1,771 (70)
	288	1,650 (65)	1,000 (39)	1,082 (2,384)	1,650 (65)	1,219 (48)	1,771 (70)
	432	2,060 (81)	974 (38)	1,447 (3,191)	2,060 (81)	1,219 (48)	2,181 (86)
15,000 (4,572)	192-216	1,770 (70)	1,000 (39)	1,213 (2,675)	1,770 (70)	1,219 (48)	1,891 (74)
	288	2,060 (81)	1,612 (3,140)	1,100 (2,425)	2,060 (81)	1,219 (48)	2,181 (86)
20,000 (6,096)	192-216	2,060 (81)	974 (38)	1,618 (3,567)	2,060 (81)	1,219 (48)	2,181 (86)

Note 1: Please contact your sales agent for higher fiber counts or different drum lengths available.

Note 2: All documentation included in each drum of cable is in english, if a different language is needed, please contact your sales agent.

All drums include:*

1. Drum handling instructions
2. Test report certificate
3. Product description (weight, dimensions, lot and part number)
4. End cable marking
5. Both ends include end caps to protect against humidity



WAVEOPTICS

TECHNICAL DATA SHEET

OUTDOOR CABLE

FOSPC-XXX-X-SJAD-FT002-US / 192-432 Fibers

Transmission Performance by Fiber Type

Fiber Type	Single Mode				Multi mode			
Waveoptics® Fiber Type	G652.D	G657.A1	G657.A2	G655.C	OM1	OM2	OM3	OM4
Waveoptics® Fiber Code	F	T	E	G	B	L	M	P
OFS® Fiber Type	G652.D	AllWave® FLEX	-	-	-	-	-	-
OFS® Fiber Code	1	2	-	-	-	-	-	-
Wavelength (nm)	1310/1550			1550/1625	850/1300			
Max.attn. (dB/km) (1)	0.35/0.25	0.35/0.25	0.4/0.3	0.25/0.27	3.4/1	3/1		
Min. bandwidth (MHz*km) (2)	-				200/500	750/500	1500/500	3500/500
1-Gigabit ethernet distance (m) (3)	-				300	750	>550	>550
10-Gigabit ethernet distance (m) (4)	-				-	150	300	400
40/100-Gigabit ethernet distance (m) (5)	-				-	-	100/70	150/100
Cable Marking Specifications	G652.D	G657.A1	G657.A2	G655.C	OM1	OM2	OM3	OM4
Notes:					(4) 10-Gb/sat 850 nm transmissions based on IEEE 802.3ae test protocol			
(1) Maximum attenuation after cabling process					(5) 40/100-Gb/sat 850 nm transmissions based on IEEE P802.3ba test protocol			
(2) OFL (overfilled launch) bandwidth measurement								
(3) 1-Gb/sat 850 nm transmissions based on IEEE 802.3z test protocol								
*For more information about the optical fibers, consult the corresponding data sheets.								

Part Number Configuration

FOSPC-XXX-X-SJAD-FT002-US

Fiber Count

192 - 192 Fibers
216 - 216 Fibers
288 - 288 Fibers
432 - 432 Fibers

Waveoptics® Fiber Type

F - SM G652.D
T - SM G657.A1
E - SM G657.A2
G - SM G655.C
B - MM OM1
L - MM OM2 TRUE BEND
M - MM OM3 TRUE BEND
P - MM OM4 TRUE BEND

OFS® Fiber Type

1 - SM G652.D
2 - AllWave® FLEX

Optical Cable Compliance

US - Waveoptics® Standard
AC - Buy American Act Compliance

Note: please contact your Waveoptics® distributor if you need any additional compliance or if you have questions about the part number configuration.

Folio PE-389-01-EN
Last Review 11/16/2021

www.waveoptics.net info@waveoptics.net