



Flat Drop Indoor/Outdoor Simplex Cable

FOSPC-030-X-FDSX-FTXXX-US/ 1 Fiber

Applications



* Indoor



Outdoor



Aerial




Duct Installation



Direct-buried



Self-supporting



FLAT DROP INDOOR/OUTDOOR SIMPLEX
CABLE 3.0MM G652.D FIBER FT

Protections



UV Resistant



Water Blocking



Crush Resistant



* Flame Retardant



* Riser Cable

Note: Protections marked with "*" are only applicable for the inner jacket. The rest are only applicable for the outer jacket.

Description

Waveoptics® Flat Drop Indoor/Outdoor Simplex Cable is designed to meet the requirements for indoor/outdoor drop cables with a fully dielectric construction, simplifying the transition from the outdoor environment to an indoor Optical Network Terminal (ONT).

Small sub-unit diameter and bend radius that allow an easy installation in space-constrained areas.

PE outer jacket with additives makes a resistant, durable and easy to strip cable, providing superior protection against UV radiation, fungus, abrasion and other environmental factors.

PVC Riser inner jacket is available for the sub-unit that contains the optical fiber.

Two parallel dielectric strength members that require no bonding or grounding, offering exceptional crush resistance. The FRP strength members are coated with EAA for improved adherence and water penetration.

Quality

Waveoptics® is a ISO-9001:2015 certified company.

We meet or exceed the following international standards:

- Telcordia GR-20: Generic requirements for optical fiber and optical fiber cable.
- IEC 60794: Basic requirements for optical fiber and cable elements.
- ANSI/ICEA S-87-640: Standard for optical outside plant communications cable.

Each Waveoptics® cable meets the highest quality standards in the industry and contains a compliance certificate in which the performed tests in our quality laboratory are physically attached.

Folio EI-055-01-EN

Last Review 7-27-2023

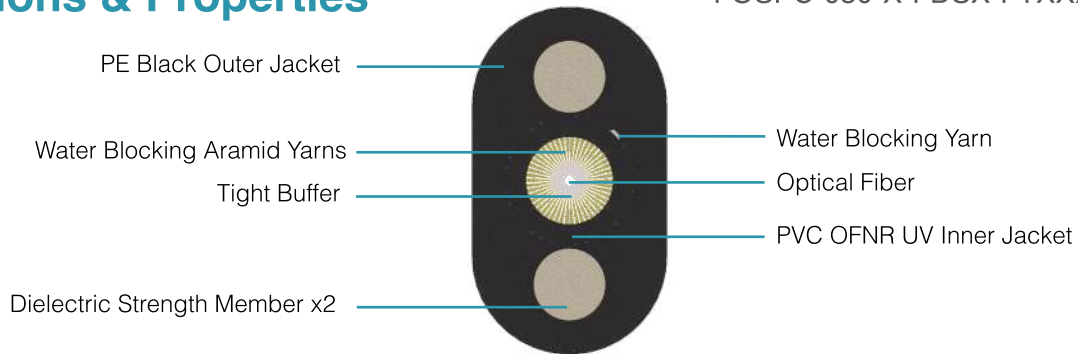
www.waveoptics.net

info@waveoptics.net

TECHNICAL DATA SHEET INDOOR - OUTDOOR CABLE

FOSPC-030-X-FDSX-FTXXX-US / 1 Fiber

Dimensions & Properties



Design	
Fiber per Tube	1
Tight Buffer Color	6
Inner jacket color	8
Dielectric Strength Member / Diameter	EAA coated FRP / 1.65 mm (0.06 in)
Tight Buffer Diameter	0.9 mm (0.04 in)
Outer Jacket Material	Polyethylene
Tight Buffer / Inner Jacket Material	PVC Riser / PVC Riser UV
Drum Length	2,000 ft, 5,000 ft, 10,000 ft, 15,000 ft & 20,000 ft (±5%)
Temperature Range	
Operation	-40°C to 70°C (-40° F to 158° F)
Installation	-30°C to 70°C (-22° F to 158° F)
Storage / Transport	-40°C to 70°C (-40° F to 158° F)
Mechanical Properties	
Crush Resistance (Short-term / Long-term)	2,200/100 mm / 1,100 N/100 mm
Minimum Bend Radius (Operation / Installation)	10 x OD / 20 x OD

Note: Waveoptics® recommends storing cable in a proper temperature environment prior to installation to allow the cable temperature to meet installation temperature range specifications for best installation results.

TECHNICAL DATA SHEET INDOOR - OUTDOOR CABLE

FOSPC-030-X-FDSX-FTXXX-US / 1 Fiber

Dimensions & Properties

Sub-Unit Diameter (mm) (in) (±5%)	Cable Weight (kg/km) (lb/kft) (±10%)	Tensile Strength (N) (lbf) Long-Term / Short-Term	Nominal Outer Dimensions (mm) (in) (±5%)	Dielectric Strength Member Diameter (mm) (in)
2.95 (0.12)	43.5 (29.2)	400 / 1,350 (90 / 303)	8.0 x 4.5 (0.32 x 0.18)	1.65 (0.065)

Printed Information on Outer Jacket

= /MONTH/ /YEAR/WAVEOPTICS OPTICAL CABLE ==FLAT DROP INDOOR/OUTDOOR==  ==/FIBER TYPE/= =01==/FEET*/FT==/LOT# /=

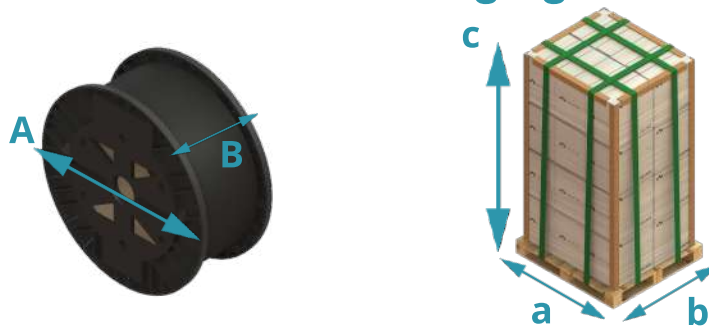
- Printed in white and resistant to physical tests on marking
- Marking interval: every 2 feet + 1%
- The marking can be changed according to customer requirements

Printed Information on Inner Jacket

= /MONTH//YEAR/ WAVEOPTICS OPTICAL CABLE = = OFNR = = 3.0 MM = = /FIBER TYPE/= =01= = /LOT# /=

- Printed in black, except for dark colored cables, which will be printed in white.
- Marking interval: every 1 meter + 1%
- The marking can be changed according to customer requirements.

Drum Dimensions and Pallet Packaging Information



Drum Length (ft) (m) (±5%)	Fiber Count	A (mm) (in) (±5%)	B (mm) (in) (±5%)	Drum and Pallet Total Weight (kg) (lb) (±10%)	Total Packaging (±5%)		
					^a (mm) (in)	^b (mm) (in)	^c (mm) (in)
2,000 (609)	1	457 (17)	340 (13)	740 (1,631)	1,100 (43)	1,200 (47)	1,560 (61)

Note 1: Please contact your sales agent for higher fiber counts or different drum lengths available.

Note 2: All documentation included in each drum of cable is in English, if a different language is needed, please contact your sales agent.

Note 3: Drums should be stored indoors avoiding environmental exposures such as: sunlight, humidity, precipitation or dust. Therefore, FOSPC does not guarantee the drum performance once exposed to any type of environmental exposure.

Folio EI-055-01-EN

Last Review 7-27-2023

www.waveoptics.net

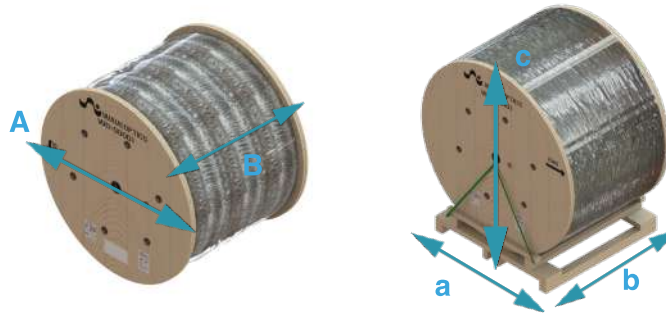
info@waveoptics.net

TECHNICAL DATA SHEET

INDOOR - OUTDOOR CABLE

FOSPC-030-X-FDSX-FTXXX-US/ 1 Fiber

Drum Dimensions and Pallet Packaging Information



Drum Length (ft) (m) (±5%)	Fiber Count	A (mm) (in) (±5%)	B (mm) (in) (±5%)	Drum and Pallet Total Weight (kg) (lb) (±10%)	Total Packaging (±5%)		
					a (mm) (in)	b (mm) (in)	c (mm) (in)
5,000 (1,524)	1	700 (28)	580 (23)	116 (256)	1,219 (48)	762 (30)	840 (33)
10,000 (3,048)		900 (35)	930 (37)	216 (475)	965 (38)	1,067 (42)	1,021 (40)
15,000 (4,572)		1,000 (39)	780 (31)	276 (608)	965 (38)	914 (36)	1,121 (44)
20,000 (6,096)		1,000 (39)	780 (31)	342 (754)	965 (38)	914 (36)	1,121 (44)

Note 1: Please contact your sales agent for higher fiber counts or different drum lengths available.

Note 2: All documentation included in each drum of cable is in English, if a different language is needed, please contact your sales agent.

Note 3: FONCS recommends storing the reel in a suitable place avoiding exposure to humidity, rain and/or any type of demanding environmental exposure.

All drums include:*

1. Drum handling instructions
2. Test report certificate
3. Product description (weight, dimensions, lot and part number)
4. End cable marking
5. Both ends include end caps to protect against humidity

TECHNICAL DATA SHEET INDOOR - OUTDOOR CABLE

FOSPC-030-X-FDSX-FTXXX-US/ 1 Fiber

Transmission Performance by Fiber Type

Fiber Type	Single Mode		
Waveoptics® Fiber Type	G657.A1	G657.A2	G657.B3
Waveoptics® Fiber Code	T	E	N
Wavelength (nm)	1310/1550		
Max.attn. (dB/km) (1)	0.36/0.25	0.4/0.3	
Cable Marking Specifications	G657.A1	G657.A2	G657.B3

Notes:

(1) Maximum attenuation after cabling process

Part Number Configuration

FOSPC-030-X-FDSX-FTXXX-US

Waveoptics® Fiber Type

T - SM G657.A1
E - SM G657.A2
N - SM G657.B3

Outer jacket material / Inner jacket color

OBA - MDPE / BLACK OFNR
*C5D - MDPE / BLACK OFNR 2,000 ft

Optical Cable Compliance

US - Waveoptics® Standard

Note: configurations marked with "*" are only available for 2,000 ft drum length.

Note: please contact your Waveoptics® distributor if you need any additional compliance or if you have questions about the part number configuration.

Folio EI-055-01-EN

Last Review 7-27-2023

www.waveoptics.net

info@waveoptics.net