



Double Jacket ADSS Cable Gel-Filled / PBT

FOSPC-XXX-X-SSDJXXX-FT002 / 2-432 Fibers

Applications



Outdoor



Aerial



Duct Installation



Self-supporting




NESC Light



NESC Medium



NESC Heavy



DOUBLE-JACKET ADSS CABLE SPAN 450 FT 72F
G652.D FIBER FT

Protections



UV Resistant



Water Blocking

Description

Waveoptics® Double Jacket ADSS Cable Gel-Filled is designed for self-supporting and duct applications for cable spans up to 1,500 feet, allowing an easy and cost-effective one-step installation using standard hardware and installation methods. Reduced weight design and smaller diameter allows the usage of smaller ducts.

Loose tubes are made of PBT which provide great mechanical properties under a wide range of conditions such as crush test and impact test, and are filled with water blocking gel.

PE double jacket with additives makes a resistant, durable and easy to strip cable, providing superior protection against UV radiation, fungus, abrasion and other environmental factors.

The SZ-stranded method for loose tubes and four ripcords ensure a quick and easy mid-span access.

Dielectric central strength member requires no bonding or grounding.

Aramid yarns have an excellent performance against high tension for direct-aerial installations, aerial to duct transitions and can be used for other applications that require added tensile performance such as long duct pulls. No messenger cable is required for installation, and no metallic components are used in ADSS cables.

Quality

Waveoptics® is a ISO-9001:2015 certified company. We meet or exceed the following international standards:

- Telcordia GR-20: Generic requirements for optical fiber and optical fiber cable.
- IEC 60794: Basic requirements for optical fiber and cable elements.
- ANSI/ICEA S-87-640: Standard for optical fiber outside plant communications cable.

Each Waveoptics® cable meets the highest quality standards in the industry and contains a compliance certificate in which the performed tests in our quality laboratory are physically attached.

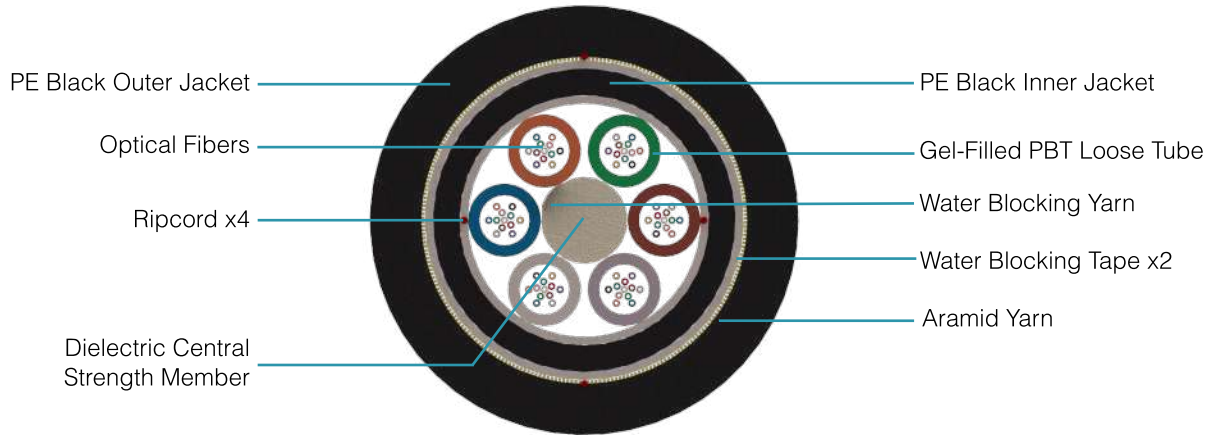
Folio PE-448-01-EN


Last Review 7/26/2023

TECHNICAL DATA SHEET OUTDOOR CABLE

FOSPC-XXX-X-SSDJXXX-FT002 / 2-432 Fibers

Dimensions & Properties



Design	
Fiber per Tube	2 - 12
Fiber Color Code / Loose Tube Color Code	
Dielectric Central Strength Member	FRP
Outer Jacket Material / Thickness	Polyethylene / 1.55 mm (0.06 in)
Outer Jacket Material / Thickness	Polyethylene / 0.8 mm (0.03 in)
Loose Tube Material / Diameter	PBT / 2.2 mm (0.09 in)
Drum Length	10,000 ft, 15,000 ft & 20,000 ft (±5%)
Temperature Range	
Operation	-40°C to 70°C (-40° F to 158° F)
Installation	-30°C to 70°C (-22° F to 158° F)
Storage / Transport	-40°C to 70°C (-40° F to 158° F)
Mechanical Properties	
Crush Resistance (Short-Term / Long-Term)	3,000 N/100 mm / 1,500 N/100 mm
Minimum Bend Radius (Operation / Installation)	10 x OD / 20 x OD

Note: WaveOptics® recommends storing cable in a proper temperature environment prior to installation to allow the cable temperature to meet installation temperature range specifications for best installation results.

Folio PE-448-01-EN

Last Review 7/26/2023

TECHNICAL DATA SHEET

OUTDOOR CABLE

FOSPC-XXX-X-SSDJXXX-FT002 / 2-432 Fibers

NESC Installation Conditions

NESC LIGHT - 1% INSTALLATION SAG								
SPAN (ft) (m)	Fiber Count	Nominal Outer Diameter (mm) (in) (±5%)	Cable Weight (kg/km) (lb/kft) (±10%)	Maximum Rated Cable Load (MRCL) (N)(lbf)	Tension Strength (unloaded) (N)(lbf)	SAG-Loaded (%)	Tension Strength (loaded) (N) (lbf)	Dielectric Central Strength Member Diameter (mm) (in) (Without PE / with PE)
300 (91)	2-72	12.9 (0.51)	124 (83)	3,397 (764)	1,523 (342)	0.70	3,297 (741)	2.6 (0.1)
	96	14 (0.55)	146 (98)	3,874 (871)	1,790 (402)	0.70	3,774 (849)	2.6/3.7 (0.1/0.15)
	144	17.2 (0.68)	219 (147)	4,394 (988)	2,690 (605)	0.90	4,111 (924)	3/6.9 (0.12/0.27)
	192-216	17.9 (0.70)	232 (156)	4,535 (1,019)	2,848 (640)	1.00	4,017 (903)	2.6 (0.1)
	288	19.8 (0.78)	285 (191)	4,745 (1,067)	3,496 (786)	1.10	4,471 (1,005)	3/4.5 (0.12/0.18)
	432	22.9 (0.90)	370 (249)	5,871 (1,320)	4,540 (1,021)	1.20	5,280 (1,187)	2.6 (0.1)
450 (137)	2-72	12.9 (0.51)	124 (83)	4,335 (975)	2,132 (479)	0.80	4,235 (952)	2.6 (0.1)
	96	14 (0.55)	146 (98)	4,184 (941)	2,506 (563)	0.90	4,063 (914)	2.6/3.7 (0.1/0.15)
	144	17.3 (0.68)	225 (151)	5,549 (1,248)	3,858 (867)	1.00	5,439 (1,223)	3/6.9 (0.12/0.27)
	192-216	18 (0.71)	238 (160)	5,632 (1,266)	4,082 (918)	1.10	5,357 (1,204)	2.6 (0.1)
	288	19.9 (0.78)	292 (196)	6,113 (1,374)	5,010 (1,126)	1.20	5,996 (1,348)	3/4.5 (0.12/0.18)
	432	23 (0.91)	379 (255)	7,511 (1,688)	6,512 (1,464)	1.30	7,115 (1,600)	2.6 (0.1)
600 (183)	2-72	13 (0.51)	127 (85)	5,401 (1,214)	2,960 (665)	0.90	4,797 (1,078)	2.6 (0.1)
	96	14.1 (0.56)	151 (101)	5,757 (1,294)	3,516 (790)	0.90	5,543 (1,246)	2.6/3.7 (0.1/0.15)
	144	17.5 (0.69)	236 (159)	7,754 (1,743)	5,511 (1,239)	1.00	7,543 (1,696)	3/6.9 (0.12/0.27)
	192-216	18.2 (0.72)	250 (168)	7,668 (1,724)	5,820 (1,308)	1.10	7,405 (1,665)	2.6 (0.1)
	288	20.1 (0.79)	305 (205)	8,306 (1,867)	7,114 (1,599)	1.20	8,265 (1,858)	3/4.5 (0.12/0.18)

TECHNICAL DATA SHEET

OUTDOOR CABLE

FOSPC-XXX-X-SSDJXXX-FT002 / 2-432 Fibers

NESC LIGHT - 1% INSTALLATION SAG								
SPAN (ft) (m)	Fiber Count	Nominal Outer Diameter (mm) (in) (±5%)	Cable Weight (kg/km) (lb/kft) (±10%)	Maximum Rated Cable Load (MRCL) (N)(lbf)	Tension Strength (unloaded) (N)(lbf)	SAG-Loaded (%)	Tension Strength (loaded) (N) (lbf)	Dielectric Central Strength Member Diameter (mm) (in) (Without PE / with PE)
750 (229)	2-72	13 (0.51)	128 (86)	6,010 (1,351)	3,610 (812)	0.90	5,762 (1,295)	2.6 (0.1)
	96	14.2 (0.56)	156 (105)	7,330 (1,648)	4,396 (988)	0.90	6,797 (1,528)	2.6/3.7 (0.1/0.15)
	144	17.7 (0.70)	247 (166)	9,879 (2,221)	6,979 (1,569)	1.00	9,365 (2,105)	3/6.9 (0.12/0.27)
	192-216	18.3 (0.72)	258 (173)	9,688 (2,178)	7,283 (1,637)	1.10	9,089 (2,043)	2.6 (0.1)
	288	20.2 (0.80)	315 (211)	10,405 (2,339)	8,875 (1,995)	1.20	10,122 (2,276)	3/4.5 (0.12/0.18)
900 (274)	2-72	13.1 (0.52)	133 (89)	7,836 (1,762)	4,559 (1,025)	0.90	7,214 (1,622)	2.6 (0.1)
	96	14.4 (0.57)	164 (110)	8,843 (1,988)	5,628 (1,265)	0.90	8,614 (1,937)	2.6/3.7 (0.1/0.15)
	144	17.9 (0.70)	258 (174)	12,005 (2,699)	8,874 (1,995)	1.00	11,811 (2,655)	3/6.9 (0.12/0.27)
1,050 (320)	2-72	13.2 (0.52)	137 (92)	9,054 (2,035)	5,361 (1,205)	0.90	8,360 (1,879)	2.6 (0.1)
	96	14.5 (0.57)	170 (114)	10,774 (2,422)	6,665 (1,498)	0.90	10,045 (2,258)	2.6/3.7 (0.1/0.15)
1,200 (366)	2-72	13.3 (0.52)	141 (95)	10,201 (2,293)	6,417 (1,443)	0.90	9,930 (2,232)	2.6 (0.1)
	96	14.7 (0.58)	178 (120)	12,705 (2,856)	8,075 (1,815)	0.90	12,067 (2,713)	2.6/3.7 (0.1/0.15)
1,350 (411)	2-72	13.5 (0.53)	149 (100)	12,442 (2,797)	7,685 (1,728)	0.90	11,765 (2,645)	2.6 (0.1)
	96	14.8 (0.58)	183 (123)	14,314 (3,218)	9,442 (2,123)	0.90	14,028 (3,154)	2.6/3.7 (0.1/0.15)
1,500 (457)	2-72	13.6 (0.54)	153 (103)	13,563 (3,049)	8,638 (1,942)	0.90	13,000 (2,922)	2.6 (0.1)
	96	14.8 (0.58)	186 (125)	15,601 (3,507)	10,484 (2,357)	0.90	15,352 (3,451)	2.6/3.7 (0.1/0.15)

TECHNICAL DATA SHEET

OUTDOOR CABLE

FOSPC-XXX-X-SSDJXXX-FT002 / 2-432 Fibers

NESC Installation Conditions

NESC MEDIUM - 1% INSTALLATION SAG								
SPAN (ft) (m)	Fiber Count	Nominal Outer Diameter (mm) (in) (±5%)	Cable Weight (kg/km) (lb/kft) (±10%)	Maximum Rated Cable Load (MRCL) (N) (lbf)	Tension Strength (unloaded) (N) (lbf)	SAG-Loaded (%)	Tension Strength (loaded) (N) (lbf)	Dielectric Central Strength Member Diameter (mm) (in) (Without PE/with PE)
300 (91)	2-72	13 (0.51)	127 (85)	3,266 (734)	1,558 (350)	3.10	3,166 (712)	2.6 (0.1)
	96	14 (0.55)	147 (99)	3,690 (829)	1,802 (405)	2.80	3,590 (807)	2.6/3.7 (0.1/0.15)
	144	17.2 (0.68)	219 (147)	4,394 (988)	2,690 (605)	2.60	4,195 (943)	3/6.9 (0.12/0.27)
	192-216	17.9 (0.70)	232 (156)	4,535 (1,019)	2,848 (640)	2.70	4,224 (950)	2.6 (0.1)
	288	19.8 (0.75)	286 (192)	5,087 (1,144)	3,507 (789)	2.80	4,574 (1,028)	3/4.5 (0.12/0.18)
	432	22.9 (0.90)	370 (249)	5,871 (1,320)	4,540 (1,021)	2.90	5,172 (1,163)	2.6 (0.1)
450 (137)	2-72	13 (0.51)	127 (85)	4,532 (1,019)	2,181 (490)	3.10	4,432 (996)	2.6 (0.1)
	96	14.1 (0.56)	150 (101)	5,233 (1,176)	2,575 (579)	2.70	4,756 (1,067)	2.6/3.7 (0.1/0.15)
	144	17.4 (0.69)	229 (154)	6,319 (1,421)	3,935 (885)	2.60	5,974 (1,343)	3/6.9 (0.12/0.27)
	192-216	18 (0.71)	241 (162)	6,322 (1,421)	4,131 (929)	2.70	5,984 (1,345)	2.6 (0.1)
	288	20 (0.79)	298 (201)	7,046 (1,584)	5,126 (1,152)	2.80	6,514 (1,464)	3/4.5 (0.12/0.18)
	432	23.1 (0.91)	384 (258)	8,057 (1,811)	6,604 (1,485)	2.90	7,359 (1,654)	2.6 (0.1)
600 (183)	2-72	13 (0.51)	128 (86)	6,010 (1,351)	2,982 (670)	2.80	5,756 (1,294)	2.6 (0.1)
	96	14.2 (0.56)	155 (104)	6,806 (1,530)	3,609 (811)	2.70	6,411 (1,441)	2.6/3.7 (0.1/0.15)
	144	17.6 (0.69)	241 (162)	8,462 (1,902)	5,616 (1,263)	2.60	8,154 (1,833)	3/6.9 (0.12/0.27)
	192-216	18.3 (0.72)	256 (172)	9,015 (2,027)	5,972 (1,343)	2.70	8,217 (1,847)	2.6 (0.1)
	288	20.2 (0.80)	312 (210)	9,566 (2,150)	7,273 (1,635)	2.80	8,882 (1,997)	3/4.5 (0.12/0.18)

TECHNICAL DATA SHEET

OUTDOOR CABLE

FOSPC-XXX-X-SSDJXXX-FT002 / 2-432 Fibers

750 (229)	2-72	13.1 (0.52)	132 (89)	7,228 (1,625)	3,718 (836)	2.80	6,951 (1,563)	2.6 (0.1)
	96	14.3 (0.56)	160 (107)	8,379 (1,884)	4,509 (1,014)	2.70	7,754 (1,743)	2.6/3.7 (0.1/0.12)
	144	17.8 (0.70)	252 (169)	10,588 (2,380)	7,107 (1,598)	2.60	9,949 (2,237)	3/6.9 (0.12/0.27)
	192-216	18.4 (0.72)	263 (177)	10,586 (2,380)	7,431 (1,671)	2.70	9,949 (2,237)	2.6 (0.1)
900 (274)	2-72	13.2 (0.52)	137 (92)	9,054 (2,035)	4,691 (1,055)	2.80	8,553 (1,923)	2.6 (0.1)
	96	14.5 (0.57)	168 (113)	9,809 (2,205)	5,766 (1,296)	2.70	9,609 (2,160)	2.6/3.7 (0.1/0.15)
1,050 (320)	2-72	13.3 (0.52)	141 (95)	10,201 (2,293)	5,550 (1,248)	2.80	9,802 (2,204)	2.6 (0.1)
	96	14.6 (0.57)	174 (117)	11,740 (2,639)	6,824 (1,534)	2.70	11,025 (2,478)	2.6 / 3.7 (0.1/0.15)
1,200 (366)	2-72	13.5 (0.53)	149 (100)	12,442 (2,797)	6,770 (1,522)	2.80	11,544 (2,595)	2.6 (0.1)
	96	14.8 (0.58)	182 (122)	13,670 (3,073)	8,260 (1,857)	2.70	12,971 (2,916)	2.6/3.7 (0.1/0.15)
1,350 (411)	2-72	13.6 (0.54)	153 (103)	13,563 (3,049)	7,886 (1,773)	2.80	13,224 (2,973)	2.6 (0.1)
	96	14.8 (0.58)	184 (124)	14,958 (3,363)	9,507 (2,137)	2.70	14,773 (3,321)	2.6/3.7 (0.1/0.15)
1,500 (457)	2-72	13.7 (0.54)	157 (105)	14,684 (3,301)	8,859 (1,992)	2.80	14,446 (3,248)	2.6 (0.1)

TECHNICAL DATA SHEET

OUTDOOR CABLE

FOSPC-XXX-X-SSDJXXX-FT002 / 2-432 Fibers


NESC Installation Conditions

NESC HEAVY - 1% INSTALLATION SAG								
SPAN (ft) (m)	Fiber Count	Nominal Outer Diameter (mm) (in) (±5%)	Cable Weight (kg/km) (lb/kft) (±10%)	Maximum Rated Cable Load (MRCL) (N)(lbf)	Tension Strength (unloaded) (N)(lbf)	SAG-Loaded (%)	Tension Strength (loaded) (N) (lbf)	Dielectric Central Strength Member Diameter (mm) (in) (Without PE / with PE)
300 (91)	2-72	13 (0.51)	128 (86)	4,782 (1,075)	1,570 (353)	4.00	4,682 (1,053)	2.6 (0.1)
	96	14.1 (0.56)	150 (101)	5,016 (1,128)	1,839 (413)	4.00	4,916 (1,105)	2.6/3.7 (0.1/0.15)
	144	17.3 (0.68)	225 (151)	5,549 (1,248)	2,756 (620)	4.00	5,235 (1,177)	3/6.9 (0.12/0.27)
	192-216	18 (0.71)	239 (160)	5,998 (1,348)	2,928 (658)	4.00	5,378 (1,209)	2.6 (0.1)
	288	19.9 (0.78)	292 (196)	6,113 (1,374)	3,579 (804)	4.00	5,810 (1,306)	3/4.5 (0.12/0.18)
	432	23 (0.91)	377 (253)	6,964 (1,566)	4,628 (1,040)	4.00	6,513 (1,464)	2.6 (0.1)
450 (137)	2-72	13.1 (0.52)	131 (88)	6,619 (1,488)	2,247 (505)	4.00	6,093 (1,370)	2.6 (0.1)
	96	14.2 (0.56)	155 (104)	6,806 (1,530)	2,659 (598)	4.00	6,415 (1,442)	2.6/3.7 (0.1/0.15)
	144	17.5 (0.69)	236 (159)	7,754 (1,743)	4,061 (913)	4.00	7,421 (1,668)	3/6.9 (0.12/0.27)
	192-216	18.2 (0.72)	252 (169)	8,341 (1,875)	4,321 (971)	4.00	7,625 (1,714)	2.6 (0.1)
	288	20.1 (0.79)	307 (206)	8,936 (2,009)	5,275 (1,186)	4.00	8,241 (1,853)	3/4.5 (0.12/0.18)
600 (183)	2-72	13.2 (0.52)	136 (91)	8,445 (1,899)	3,161 (711)	4.00	8,217 (1,847)	2.6 (0.1)
	96	14.5 (0.57)	161 (108)	9,809 (2,205)	3,744 (842)	4.00	8,708 (1,958)	2.6/3.7 (0.1/0.15)
	144	17.8 (0.70)	252 (169)	10,588 (2,380)	5,871 (1,320)	4.00	10,122 (2,275)	3/6.9 (0.12/0.27)
	192-216	18.4 (0.72)	263 (177)	10,586 (2,380)	6,138 (1,380)	4.00	10,348 (2,326)	2.6 (0.1)
750 (229)	2-72	13.3 (0.52)	141 (95)	10,201 (2,293)	3,989 (897)	4.00	9,922 (2,230)	2.6 (0.1)
	96	14.5 (0.57)	170 (114)	10,774 (2,422)	4,790 (1,077)	4.00	10,506 (2,362)	2.6/3.7 (0.1/0.15)
900 (274)	2-72	13.5 (0.53)	149 (100)	12,442 (2,797)	5,123 (1,152)	4.00	12,224 (2,748)	2.6 (0.1)
	96	14.8 (0.58)	182 (122)	13,670 (3,073)	6,251 (1,405)	4.00	13,013 (2,925)	2.6/3.7 (0.1/0.15)
1,050 (320)	2-72	13.7 (0.54)	157 (105)	14,684 (3,301)	6,163 (1,385)	4.00	14,044 (3,157)	2.6 (0.1)
	96	14.8 (0.58)	184 (124)	14,958 (3,363)	7,243 (1,628)	4.00	14,802 (3,328)	2.6/3.7 (0.1/0.15)
1,200 (366)	2-72	13.7 (0.54)	160 (108)	16,551 (3,721)	7,269 (1,634)	4.00	16,275 (3,659)	2.6 (0.1)

TECHNICAL DATA SHEET OUTDOOR CABLE


FOSPC-XXX-X-SSDJXXX-FT002 / 2-432 Fibers

Printed Information on Outer Jacket

==/MONTH//YEAR/WAVEOPTICS OPTICAL CABLE+==/XXXX/FT = =NESC= =  ==/FIBER TYPE/==/FIBER COUNT/==/LOT#/==/FEET*/FT==

- Printed in white and resistant to physical tests on marking
- Marking interval: every 2 feet + 1%
- The marking can be changed according to customer requirements

Drum Dimensions and Pallet Packaging Information



Note 1: Please contact your sales agent for information about the total packaging dimensions and weight, as well as for higher fiber counts and different drum lengths available

Note 1: Please contact your sales agent for higher fiber counts or different drum lengths available.

Note 2: All documentation included in each drum of cable is in english, if a different language is needed, please contact your sales agent.

All drums include:*

1. Drum handling instructions
2. Test report certificate
3. Product description (weight, dimensions, lot and part number)
4. End cable marking
5. Both ends include end caps to protect against humidity

TECHNICAL DATA SHEET OUTDOOR CABLE

FOSPC-XXX-X-SSDJXXX-FT002 / 2-432 Fibers

Transmission Performance by Fiber Type

Fiber Type	Single Mode			
Waveoptics® Fiber Type	G652.D	G657.A1	G657.A2	G655.C
Waveoptics® Fiber Code	F	T	E	G
OFS® Fiber Type	G652.D	-	-	-
OFS® Fiber Code	1	-	-	-
Wavelength (nm)	1310/1550			1550/1625
Max.attn. (dB/km) (1)	0.36/0.25	0.36/0.25	0.35/0.25	0.25/0.27
Min. Bandwidth (MHz*km) (2)	-			
1-Gigabit Ethernet Distance (m) (3)	-			
10-Gigabit Ethernet Distance (m) (4)	-			
40/100-Gigabit Ethernet Distance (m) (5)	-			
Cable Marking Specifications	G652.D	G657.A1	G657.A2	G655.C
Notes: (1) Maximum attenuation after cabling process.				

Part Number Configuration

FOSPC-XXX-X-SSDJXXX-FT002

Fiber Count

002 - 002 Fibers
004 - 004 Fibers
006 - 006 Fibers
008 - 008 Fibers
012 - 012 Fibers
024 - 024 Fibers
036 - 036 Fibers
048 - 048 Fibers
060 - 060 Fibers
072 - 072 Fibers
096 - 096 Fibers
144 - 144 Fibers
192 - 192 Fibers
216 - 216 Fibers
288 - 288 Fibers
432 - 432 Fibers

Waveoptics® Fiber Type

F - SM G652.D
T - SM G657.A1
E - SM G657.A2
G - SM G655.C

OFS® Fiber Type

1 - SM G652.D

SPAN

1 - 300 ft
1D - 450 ft
1I - 600 ft
2C - 750 ft
2H - 900 ft
3B - 1,050 ft
3G - 1,200 ft
4B - 1,350 ft
4F - 1,500 ft

NESC

N/A - Light
M - Medium
V - Heavy

Note: please contact your Waveoptics® distributor if you need any additional compliance or if you have questions about the part number configuration.

Folio PE-448-01-EN

Last Review 7/26/2023