



Micro Flat Drop Cable

FOSPC-0XX-X-MCFDX-FTXXX-EX / 1-4 Fibers

Applications



* Indoor



Outdoor



Aerial



Duct Installation



Direct-buried



Self-supporting



Protections



UV Resistant Water Blocking



Crush Resistant



* Flame Retardant



* LSZH Cable



* Low Smoke Emission

MICRO FLAT DROP CABLE 900UM LSZH TIGHT BUFFER 01F G652D FIBER FT

Note: Protections marked with "*" are only applicable for the tight buffer in the 900um configurations. The rest are only applicable for the outer jacket.

Description

Waveoptics® Micro Flat Drop Cable is designed for self-supporting, direct-buried and duct installations. Fully dielectric design, ideal for drop applications, offering ease of access as well as easy installation. Compact and robust design provides ease of handling and also reduces transportation and storage costs. Available in 250 micron bare fiber (1, 2 or 4 Fibers) and 900 micron tight-buffered fiber (1 Fiber) configurations.

PE single jacket with additives makes a resistant, durable and easy to strip cable, providing superior protection against UV radiation, fungus, abrasion and other environmental factors.

Two parallel dielectric strength members that require no bonding or grounding, offering exceptional crush resistance. The FRP strength members are coated with EAA for improved adherence.

Quality

Waveoptics® is a ISO-9001:2015 certified company.

We meet or exceed the following international standards:

- Telcordia GR-20: Generic requirements for optical fiber and optical fiber cable.
- IEC 60794: Basic requirements for optical fiber and cable elements.
- ANSI/ICEA S-87-640: Standard for optical fiber outside plant communications cable.

Each Waveoptics® cable meets the highest quality standards in the industry and contains a compliance certificate in which the performed tests in our quality laboratory are physically attached.

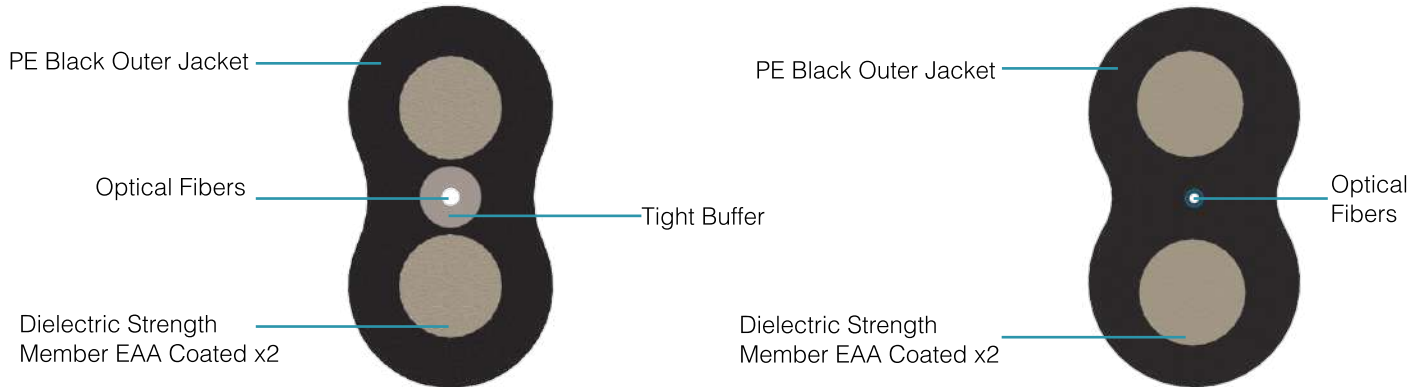
Folio EI-084-01-EN






Last Review 3/2/2023

TECHNICAL DATA SHEET INDOOR-OUTDOOR CABLE

FOSPC-0XX-X-MCFDX-FTXXX-EX / 1-4 Fibers

Dimensions & Properties



Design	
Fiber Count	1 - 4
Fiber Color Code (900um Configuration / 250um configuration)	 /    
Tight Buffer Diameter / Bare Fiber Diameter	0.9 mm / 0.25 mm
Dielectric Strength Member	EAA Coated FRP / 1.35 mm
Outer Jacket Material	LLDPE
Tight Buffer Material (900um configuration)	LSZH
Drum Length	5,000 ft, 10,000 ft & 20,000 ft (±5%)
Temperature Range	
Operation	-40°C to 70°C (-40° F to 158° F)
Installation	-30°C to 70°C (-22° F to 158° F)
Storage / Transport	-40°C to 70°C (-40° F to 158° F)
Mechanical Properties	
Crush Resistance (Short-Term / Long-Term)	2,200 N/100 mm / 1,100 N/100 mm
Minimum Bend Radius (Operation / Installation)	10 x OD / 20 x OD

Note: Waveoptics® recommends storing cable in a proper temperature environment prior to installation to allow the cable temperature to meet installation temperature range specifications for best installation results.

Folio EI-084-01-EN

Last Review 3/2/2023

TECHNICAL DATA SHEET INDOOR-OUTDOOR CABLE

FOSPC-0XX-X-MCFDX-FTXXX-EX / 1-4 Fibers

Dimensions & Properties

Cable Configuration	Fiber Count	Tight Buffer Material	Cable Weight (kg/km) (lb/kft) ($\pm 10\%$)	Tensile Strength (N) (lbf) Long-Term / Short-Term	Nominal Outer Dimensions (mm) (in)	Dielectric Strength Member (mm) (in)
250 um	1-4	N/A	14 (9.4)	210 / 700 (47 / 157)	5.4 x 3.0 (0.21 x 0.12)	1.35 (0.053)
900 um	1	LSZH	15 (10.1)			

Printed Information on Outer Jacket on Outer for 250 um Config.

= /MONTH//YEAR/ WAVEOPTICS OPTICAL CABLE+==MICRO FLAT DROP==/FIBER SIZE/==  ==/FIBER TYPE/==/FIBER COUNT/==/FEET*/ FT==/LOT# /=-

- Printed in white and resistant to physical tests on marking
- Marking interval: every 2 feet + 1%
- The marking can be changed according to customer requirements

Printed Information on Outer Jacket on Outer for 900 um Config.

= /MONTH//YEAR/ WAVEOPTICS OPTICAL CABLE+==MICRO FLAT DROP==/FIBER SIZE/==  ==/FIBER TYPE/==/FIBER COUNT/==/FEET*/ FT==/LOT# /=-

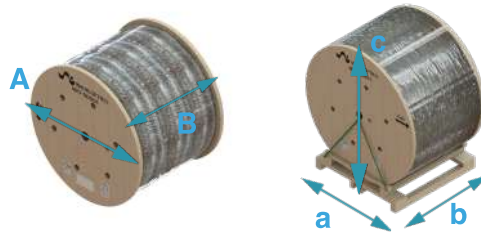
- Printed in white and resistant to physical tests on marking
- Marking interval: every 2 feet + 1%
- The marking can be changed according to customer requirements

TECHNICAL DATA SHEET

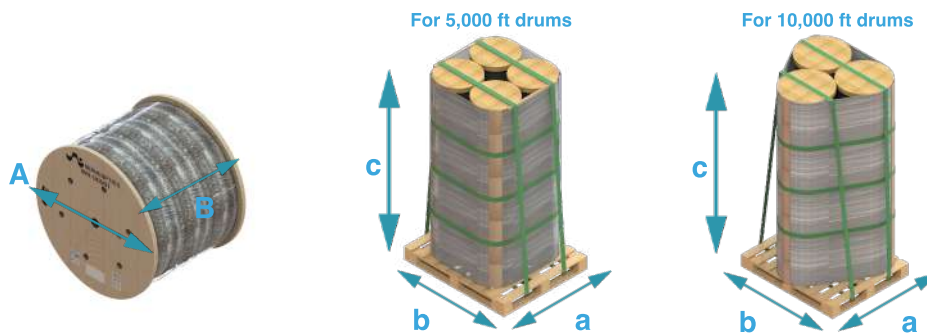
INDOOR-OUTDOOR CABLE

FOSPC-0XX-X-MCFDX-FTXXX-EX / 1-4 Fibers

Drum Dimensions and Pallet Packaging Information



Cable Configuration	Drum Length (ft)(m)(±5%)	Fiber Count	A (mm)(in)(±5%)	B (mm)(in)(±5%)	Drum and Pallet Total Weight (kg)(lb)(±10%)	Total Packaging (±5%)		
						a (mm)(in)	b (mm)(in)	c (mm)(in)
250 um	20,000 (6,096)	1-4	730 (29)	600 (24)	137 (302)	1,000 (39)	800 (32)	870 (34)
900 um	20,000 (6,096)	1	730 (29)	600 (24)	144 (316)	1,000 (39)	800 (32)	870 (34)



Cable Configuration	Drum Length (ft)(m) (±5%)	Fiber Count	A (mm)(in) (±5%)	B (mm)(in) (±5%)	Drum and Pallet Total Weight (kg)(lb) (±10%)	Pallet Capacity (ft)(m)(+5%)	Total Packaging(±5%)		
							a (mm)(in)	b (mm)(in)	c (mm)(in)
250 um	5,000 (1,524)	1-4	450	370	506 (1,116)	90,000 (27,432)	1,016 (40)	1,219 (48)	1,615 (64)
	10,000 (3,048)		560	430	620 (1,367)				1,865 (75)
900 um	5,000 (1,524)	1	450	370	533 (1,175)	90,000 (27,432)	1,016 (40)	1,219 (48)	1,615 (64)
	10,000 (3,048)		560	430	657 (1,448)				1,865 (75)

Note 1: Please contact your sales agent for higher fiber counts or different drum lengths available.

Note 2: All documentation included in each drum of cable is in English, if a different language is needed, please contact your sales agent.

All drums include:*

1. Drum handling instructions
2. Test report certificate
3. Product description (weight, dimensions, lot and part number)
4. End cable marking
5. Both ends include end caps to protect against humidity

Folio EI-084-01-EN

Last Review 3/2/2023



WAVEOPTICS TECHNICAL DATA SHEET INDOOR-OUTDOOR CABLE

FOSPC-0XX-X-MCFDX-FTXXX-EX / 1-4 Fibers

Transmission Performance by Fiber Type

Fiber Type	Single Mode		
Waveoptics® Fiber Type	G657.A1	G657.A2	G657.B3
Waveoptics® Fiber Code	T	E	N
Wavelength (nm)	1310/1550		
Max.attn. (dB/km) (1)	0.36/0.25	0.35/0.21	0.40/0.30
Cable Marking Specifications	G657.A1	G657.A2	G657.B3

Notes:

(1) Maximum attenuation after cabling process

Part Number Configuration

FOSPC-0XX-X-MCFDX-FTXXX-EX

Fiber Count

01 - 1 Fiber
02 - 2 Fibers
04 - 4 Fibers

Waveoptics® Fiber Type

T - SM G657.A1
E - SM G657.A2
N - SM G657.B3

Tight buffer material/ Fiber configuration

N/A - Bare fiber /250um
L - LSZH / 900um

Drum Length

0C1 - 5,000 ft
0C2 - 10,000 ft
0C3 - 20,000 ft

Optical Cable Compliance

EX - Waveoptics® Slim Standard

Note: please contact your Waveoptics® distributor if you need any additional compliance or if you have questions about the part number configuration.

Folio EI-084-01-EN

Last Review 3/2/2023

www.waveoptics.net

info@waveoptics.net