

# MULTIPOINT SERVICE TERMINALS

## FCT-04-AO-TFG-X-XXXXF-C

### 4 PORTS FILUX MULTIPOINT SERVICE TERMINAL



#### GENERAL

FUSIONGUARD® manufactures a complete line of Multipoint Service Terminals for use in outside plant fiber access networks in Fiber-To-The-X (FTTx) solutions.

Our products offer fast deployment, plug & play applications that help shortening installation time and reducing costs required to connect customers in FTTx networks.

Quick access to your network allows maintenance and troubleshooting, allowing incremental connection of subscribers.

The IP rate of our Multipoint Service Terminals ensures resistance to outdoor environmental conditions.

#### IP 68 RATE

<b>Solid Particle Protection IP first digit rating level: 6</b>	Totally protected against dust ingress (dust-tight).
<b>Liquid Ingress Protection IP second digit rating level: 8</b>	Protected from water ingress while immersed in deep water.

#### DESCRIPTION

This FILUX OptiTap® compatible Multipoint Service Terminal is designed specifically for last mile applications as the externally mounted hardened adapters offer an easy "plug-and-play" solution, allowing future installation without closure re-entry. This Multipoint Service Terminal has a capacity of up to 4 connector ports pre-connectorized with the corresponding pigtail and can be adapted depending on the configuration.

#### CHARACTERISTICS

- IP68 rated.
- Excellent safekeeping of fibers from harmful conditions such as dust, rain and foreign agents.
- UV resistant.
- Closure sealed, preventing harm on internal connection.
- 4 FILUX Hardened Adapters.
- Includes wall, pole and aerial installation kits.

Many of our splice closures are highly configurable. If you don't see what you are looking for or have questions about our ordering matrix contained on this data sheet please e-mail us

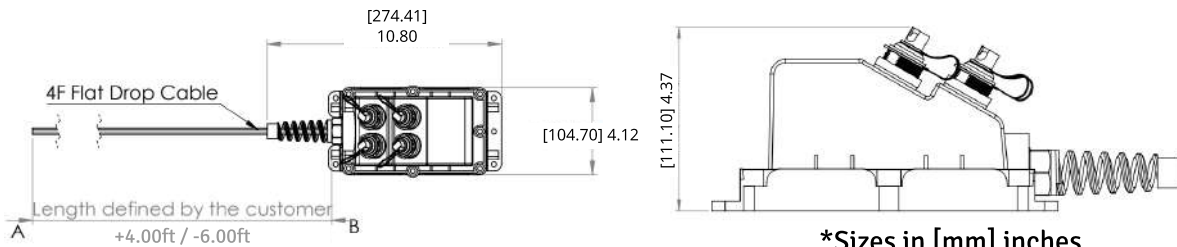
[info@fusionguard.com](mailto:info@fusionguard.com)

### TECHNICAL INFORMATION

	<b>FCT-04-AO-TFG-X-XXXXF-C</b>
Ingress Protection	IP68
UV resistant	Yes
Material	Hardened plastic
Sealing material	Silicone rubber
Sealing type	Bolt
Dimensions - in (mm)	4.12" x 10.8" x 4.37" (104.7 x 274.41 x 111.1), without cable
Approx Weight - lbs. (kg)	1.0 (0.49), without cable
Weight of cable dielectric (lbs/kft ±10%)	21.7
Weight of cable toneable (lbs/kft ±10%)	25.4
Max. Pole Diameter	Up to 8" (203.2 mm)*
Aerial Installation Max. Cable Diameter	Up to 3/4" (19 mm)*

### DIMENSIONS

\*For more options on field installation, please consult our sales team.



\*Sizes in [mm] inches.

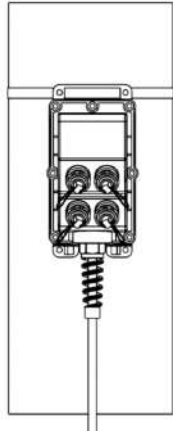
\*Tolerance ±[1mm] 0.039in

### INCLUDES

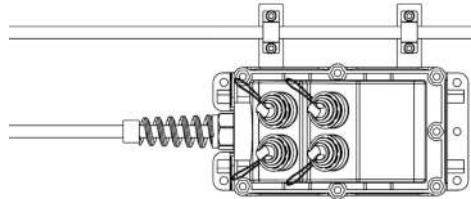
No.	Quantity	Description	No.	Quantity	Description
1	1 piece	4 ports Multiport Service Terminal	2	1 kit	Installation kit and IL RL Test Report



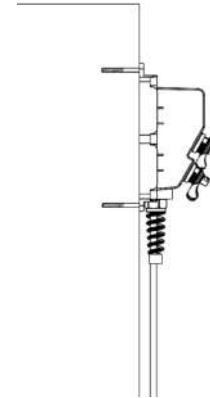
INSTALLATION DETAIL



Pole installation



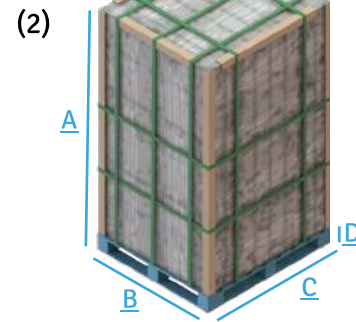
Aerial installation



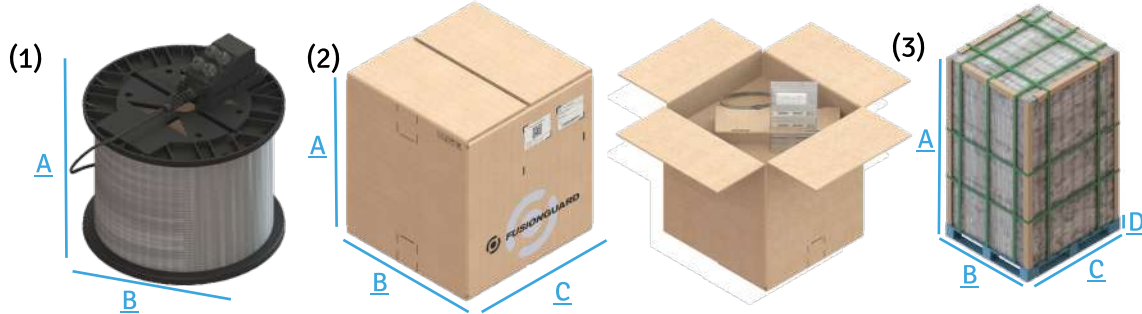
Wall mount installation

SINGLE MODE SPECIFICATIONS (G657.A1, G652.D)	
POLISHING	APC (ANGLED PHYSICAL CONTACT)
CONNECTOR TYPE	HARDENED SC
Max. Insertion Loss (1310nm & 1550nm)	≤0.4 dB
Max. Return Loss (1310nm & 1550nm)	≥ -65 dB
Cable Max. attenuation (1310nm / 1550nm)	0.36/0.25 (dB/km)

PACKAGING



50 ft to 750 ft					
Part No.	Quantity per pallet	Side A in/(mm)	Side B in/(mm)	Side C in/(mm)	Side D in/(mm)
(1) Individual box FONCS19H-F CC-MST BASE19H	48	5.70" (145)	23.62" (600)	19.88" (505)	-
(2) Pallet 1113-CERT	-	74.01" (1,880)	48" (1,219)	40" (1,016)	5.5" (140)



800 ft to 2000 ft					
Part No.	Quantity per pallet	Side A in/(mm)	Side B in/(mm)	Side C in/(mm)	Side D in/(mm)
(1) Reel EM-1136	16	12" (304.8)	18" (457.2)	-	-
(2) Master box EM-1024B-F CC-MST CC-KRAFTM	16	20.07" (510)	19.29" (490)	19.01" (483)	-
(3) Pallet 1113-CERT	-	85.82" (2180)	48" (1,219)	40" (1,016)	5.5" (140)

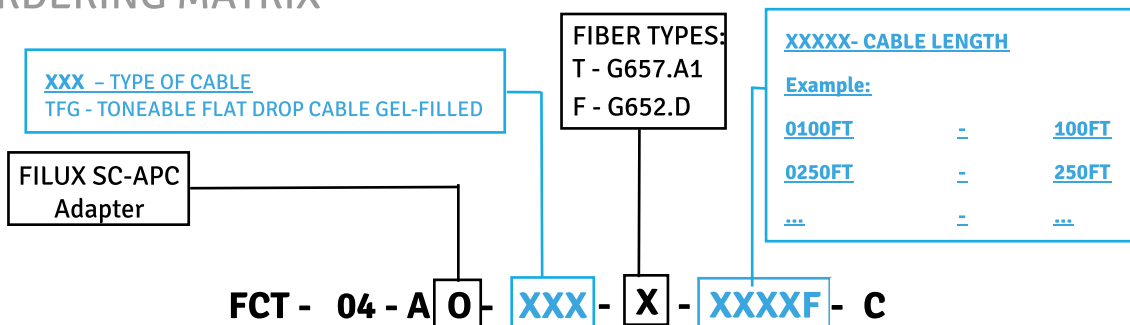
## LABEL SPECIFICATIONS



## CONFIGURATION

Code	Description
FCT-04-AO-TFG-X-XXXXF-C	4 ports, Filux Multiport Service Terminal, preloaded with 4 Filux SC-APC hardened adapters. All mounting kits are included.

## ORDERING MATRIX



## TABLE OF AVAILABLE CABLE LENGTH

Length in FT	
100	150
250	350
450	500
550	650
750	850
950	1050
1550	2000

## OPTIONAL ELEMENTS

Code	Description
FCT-04-AERIAL-25	Aerial Installation Hardware up to 1 inch O. D. cable grip

